

Submission Header Summary

Element	Value
Submission Type	6-K
Contact Information	
Name	Raden Achmad Faisal
Phone Number	62215215109
Filer Information	
CIK	0001001807
CCC	*****
Issuer Stock Exchanges	
Stock Exchange	NYSE
Period Date	04-01-2024
Notifications	
Email Address	investor@telkom.co.id

Document Sequence

Count	Output File Name	Source File Name	Document Type	Description	PDF Action
1	tmb-20240401x6k.htm	tlk_SR_2023_English	6-K	6-K	
2	tmb-20240401xex99d1.htm	SR Telkom ENG 2023 compressed.pdf	EX-99.1	EX-99.1	Convert To HTML
3	tmb-20240401x6k001.jpg		GRAPHIC	GRAPHIC	
4	tmb-20240401x6k002.jpg		GRAPHIC	GRAPHIC	
5	tmb-20240401x6k003.jpg		GRAPHIC	GRAPHIC	
6	tmb-20240401x6k004.jpg		GRAPHIC	GRAPHIC	
7	tmb-20240401x6k005.jpg		GRAPHIC	GRAPHIC	
8	tmb-20240401x6k006.jpg		GRAPHIC	GRAPHIC	
9	tmb-20240401x6k007.jpg		GRAPHIC	GRAPHIC	
10	tmb-20240401x6k008.jpg		GRAPHIC	GRAPHIC	
11	tmb-20240401x6k009.jpg		GRAPHIC	GRAPHIC	
12	tmb-20240401x6k010.jpg		GRAPHIC	GRAPHIC	
13	tmb-20240401x6k011.jpg		GRAPHIC	GRAPHIC	
14	tmb-20240401x6k012.jpg		GRAPHIC	GRAPHIC	
15	tmb-20240401x6k013.jpg		GRAPHIC	GRAPHIC	
16	tmb-20240401x6k014.jpg		GRAPHIC	GRAPHIC	
17	tmb-20240401x6k015.jpg		GRAPHIC	GRAPHIC	
18	tmb-20240401x6k016.jpg		GRAPHIC	GRAPHIC	
19	tmb-20240401x6k018.jpg		GRAPHIC	GRAPHIC	
20	tmb-20240401x6k019.jpg		GRAPHIC	GRAPHIC	
21	tmb-20240401x6k020.jpg		GRAPHIC	GRAPHIC	
22	tmb-20240401x6k021.jpg		GRAPHIC	GRAPHIC	
23	tmb-20240401x6k022.jpg		GRAPHIC	GRAPHIC	
24	tmb-20240401x6k023.jpg		GRAPHIC	GRAPHIC	
25	tmb-20240401x6k025.jpg		GRAPHIC	GRAPHIC	
26	tmb-20240401x6k026.jpg		GRAPHIC	GRAPHIC	
27	tmb-20240401x6k027.jpg		GRAPHIC	GRAPHIC	
28	tmb-20240401x6k028.jpg		GRAPHIC	GRAPHIC	
29	tmb-20240401x6k029.jpg		GRAPHIC	GRAPHIC	
30	tmb-20240401x6k030.jpg		GRAPHIC	GRAPHIC	
31	tmb-20240401x6k031.jpg		GRAPHIC	GRAPHIC	

32	tmb-20240401x6k032.jpg	GRAPHIC	GRAPHIC
33	tmb-20240401x6k033.jpg	GRAPHIC	GRAPHIC
34	tmb-20240401x6k034.jpg	GRAPHIC	GRAPHIC
35	tmb-20240401x6k035.jpg	GRAPHIC	GRAPHIC
36	tmb-20240401x6k036.jpg	GRAPHIC	GRAPHIC
37	tmb-20240401x6k037.jpg	GRAPHIC	GRAPHIC
38	tmb-20240401x6k038.jpg	GRAPHIC	GRAPHIC
39	tmb-20240401x6k039.jpg	GRAPHIC	GRAPHIC
40	tmb-20240401x6k040.jpg	GRAPHIC	GRAPHIC
41	tmb-20240401x6k041.jpg	GRAPHIC	GRAPHIC
42	tmb-20240401x6k042.jpg	GRAPHIC	GRAPHIC
43	tmb-20240401x6k043.jpg	GRAPHIC	GRAPHIC
44	tmb-20240401x6k044.jpg	GRAPHIC	GRAPHIC
45	tmb-20240401x6k046.jpg	GRAPHIC	GRAPHIC
46	tmb-20240401x6k047.jpg	GRAPHIC	GRAPHIC
47	tmb-20240401x6k048.jpg	GRAPHIC	GRAPHIC
48	tmb-20240401x6k049.jpg	GRAPHIC	GRAPHIC
49	tmb-20240401x6k050.jpg	GRAPHIC	GRAPHIC
50	tmb-20240401x6k051.jpg	GRAPHIC	GRAPHIC
51	tmb-20240401x6k052.jpg	GRAPHIC	GRAPHIC
52	tmb-20240401x6k053.jpg	GRAPHIC	GRAPHIC
53	tmb-20240401x6k054.jpg	GRAPHIC	GRAPHIC
54	tmb-20240401x6k055.jpg	GRAPHIC	GRAPHIC
55	tmb-20240401x6k056.jpg	GRAPHIC	GRAPHIC
56	tmb-20240401x6k060.jpg	GRAPHIC	GRAPHIC
57	tmb-20240401x6k061.jpg	GRAPHIC	GRAPHIC
58	tmb-20240401x6k062.jpg	GRAPHIC	GRAPHIC
59	tmb-20240401x6k063.jpg	GRAPHIC	GRAPHIC
60	tmb-20240401x6k064.jpg	GRAPHIC	GRAPHIC
61	tmb-20240401x6k066.jpg	GRAPHIC	GRAPHIC
62	tmb-20240401x6k067.jpg	GRAPHIC	GRAPHIC
63	tmb-20240401x6k068.jpg	GRAPHIC	GRAPHIC
64	tmb-20240401x6k069.jpg	GRAPHIC	GRAPHIC
65	tmb-20240401x6k070.jpg	GRAPHIC	GRAPHIC

66	tmb-20240401xex99d1g001.jpg	GRAPHIC	GRAPHIC
67	tmb-20240401xex99d1g002.jpg	GRAPHIC	GRAPHIC
68	tmb-20240401xex99d1g003.jpg	GRAPHIC	GRAPHIC
69	tmb-20240401xex99d1g004.jpg	GRAPHIC	GRAPHIC
70	tmb-20240401xex99d1g005.jpg	GRAPHIC	GRAPHIC
71	tmb-20240401xex99d1g006.jpg	GRAPHIC	GRAPHIC
72	tmb-20240401xex99d1g007.jpg	GRAPHIC	GRAPHIC
73	tmb-20240401xex99d1g008.jpg	GRAPHIC	GRAPHIC
74	tmb-20240401xex99d1g009.jpg	GRAPHIC	GRAPHIC
75	tmb-20240401xex99d1g010.jpg	GRAPHIC	GRAPHIC
76	tmb-20240401xex99d1g011.jpg	GRAPHIC	GRAPHIC
77	tmb-20240401xex99d1g012.jpg	GRAPHIC	GRAPHIC
78	tmb-20240401xex99d1g013.jpg	GRAPHIC	GRAPHIC
79	tmb-20240401xex99d1g014.jpg	GRAPHIC	GRAPHIC
80	tmb-20240401xex99d1g015.jpg	GRAPHIC	GRAPHIC
81	tmb-20240401xex99d1g016.jpg	GRAPHIC	GRAPHIC
82	tmb-20240401xex99d1g017.jpg	GRAPHIC	GRAPHIC
83	tmb-20240401xex99d1g018.jpg	GRAPHIC	GRAPHIC
84	tmb-20240401xex99d1g019.jpg	GRAPHIC	GRAPHIC
85	tmb-20240401xex99d1g020.jpg	GRAPHIC	GRAPHIC
86	tmb-20240401xex99d1g021.jpg	GRAPHIC	GRAPHIC
87	tmb-20240401xex99d1g022.jpg	GRAPHIC	GRAPHIC
88	tmb-20240401xex99d1g023.jpg	GRAPHIC	GRAPHIC
89	tmb-20240401xex99d1g024.jpg	GRAPHIC	GRAPHIC
90	tmb-20240401xex99d1g025.jpg	GRAPHIC	GRAPHIC
91	tmb-20240401xex99d1g026.jpg	GRAPHIC	GRAPHIC
92	tmb-20240401xex99d1g027.jpg	GRAPHIC	GRAPHIC
93	tmb-20240401xex99d1g028.jpg	GRAPHIC	GRAPHIC
94	tmb-20240401xex99d1g029.jpg	GRAPHIC	GRAPHIC
95	tmb-20240401xex99d1g030.jpg	GRAPHIC	GRAPHIC
96	tmb-20240401xex99d1g031.jpg	GRAPHIC	GRAPHIC
97	tmb-20240401xex99d1g032.jpg	GRAPHIC	GRAPHIC
98	tmb-20240401xex99d1g033.jpg	GRAPHIC	GRAPHIC
99	tmb-20240401xex99d1g034.jpg	GRAPHIC	GRAPHIC

100	tmb-20240401xex99d1g035.jpg	GRAPHIC	GRAPHIC
101	tmb-20240401xex99d1g036.jpg	GRAPHIC	GRAPHIC
102	tmb-20240401xex99d1g037.jpg	GRAPHIC	GRAPHIC
103	tmb-20240401xex99d1g038.jpg	GRAPHIC	GRAPHIC
104	tmb-20240401xex99d1g039.jpg	GRAPHIC	GRAPHIC
105	tmb-20240401xex99d1g040.jpg	GRAPHIC	GRAPHIC
106	tmb-20240401xex99d1g041.jpg	GRAPHIC	GRAPHIC
107	tmb-20240401xex99d1g042.jpg	GRAPHIC	GRAPHIC
108	tmb-20240401xex99d1g043.jpg	GRAPHIC	GRAPHIC
109	tmb-20240401xex99d1g044.jpg	GRAPHIC	GRAPHIC
110	tmb-20240401xex99d1g045.jpg	GRAPHIC	GRAPHIC
111	tmb-20240401xex99d1g046.jpg	GRAPHIC	GRAPHIC
112	tmb-20240401xex99d1g047.jpg	GRAPHIC	GRAPHIC
113	tmb-20240401xex99d1g048.jpg	GRAPHIC	GRAPHIC
114	tmb-20240401xex99d1g049.jpg	GRAPHIC	GRAPHIC
115	tmb-20240401xex99d1g050.jpg	GRAPHIC	GRAPHIC
116	tmb-20240401xex99d1g051.jpg	GRAPHIC	GRAPHIC
117	tmb-20240401xex99d1g052.jpg	GRAPHIC	GRAPHIC
118	tmb-20240401xex99d1g053.jpg	GRAPHIC	GRAPHIC
119	tmb-20240401xex99d1g054.jpg	GRAPHIC	GRAPHIC
120	tmb-20240401xex99d1g055.jpg	GRAPHIC	GRAPHIC
121	tmb-20240401xex99d1g056.jpg	GRAPHIC	GRAPHIC
122	tmb-20240401xex99d1g057.jpg	GRAPHIC	GRAPHIC
123	tmb-20240401xex99d1g058.jpg	GRAPHIC	GRAPHIC
124	tmb-20240401xex99d1g059.jpg	GRAPHIC	GRAPHIC
125	tmb-20240401xex99d1g060.jpg	GRAPHIC	GRAPHIC
126	tmb-20240401xex99d1g061.jpg	GRAPHIC	GRAPHIC
127	tmb-20240401xex99d1g062.jpg	GRAPHIC	GRAPHIC
128	tmb-20240401xex99d1g063.jpg	GRAPHIC	GRAPHIC
129	tmb-20240401xex99d1g064.jpg	GRAPHIC	GRAPHIC
130	tmb-20240401xex99d1g065.jpg	GRAPHIC	GRAPHIC
131	tmb-20240401xex99d1g066.jpg	GRAPHIC	GRAPHIC
132	tmb-20240401xex99d1g067.jpg	GRAPHIC	GRAPHIC
133	tmb-20240401xex99d1g068.jpg	GRAPHIC	GRAPHIC

134	tmb-20240401xex99d1g069.jpg	GRAPHIC	GRAPHIC
135	tmb-20240401xex99d1g070.jpg	GRAPHIC	GRAPHIC
136	tmb-20240401xex99d1g071.jpg	GRAPHIC	GRAPHIC
137	tmb-20240401xex99d1g072.jpg	GRAPHIC	GRAPHIC
138	tmb-20240401xex99d1g073.jpg	GRAPHIC	GRAPHIC
139	tmb-20240401xex99d1g074.jpg	GRAPHIC	GRAPHIC
140	tmb-20240401xex99d1g075.jpg	GRAPHIC	GRAPHIC
141	tmb-20240401xex99d1g076.jpg	GRAPHIC	GRAPHIC
142	tmb-20240401xex99d1g077.jpg	GRAPHIC	GRAPHIC
143	tmb-20240401xex99d1g078.jpg	GRAPHIC	GRAPHIC
144	tmb-20240401xex99d1g079.jpg	GRAPHIC	GRAPHIC
145	tmb-20240401xex99d1g080.jpg	GRAPHIC	GRAPHIC
146	tmb-20240401xex99d1g081.jpg	GRAPHIC	GRAPHIC
147	tmb-20240401xex99d1g082.jpg	GRAPHIC	GRAPHIC
148	tmb-20240401xex99d1g083.jpg	GRAPHIC	GRAPHIC
149	tmb-20240401xex99d1g084.jpg	GRAPHIC	GRAPHIC
150	tmb-20240401xex99d1g085.jpg	GRAPHIC	GRAPHIC
151	tmb-20240401xex99d1g086.jpg	GRAPHIC	GRAPHIC
152	tmb-20240401xex99d1g087.jpg	GRAPHIC	GRAPHIC
153	tmb-20240401xex99d1g088.jpg	GRAPHIC	GRAPHIC
154	tmb-20240401xex99d1g089.jpg	GRAPHIC	GRAPHIC
155	tmb-20240401xex99d1g090.jpg	GRAPHIC	GRAPHIC
156	tmb-20240401xex99d1g091.jpg	GRAPHIC	GRAPHIC
157	tmb-20240401xex99d1g092.jpg	GRAPHIC	GRAPHIC
158	tmb-20240401xex99d1g093.jpg	GRAPHIC	GRAPHIC
159	tmb-20240401xex99d1g094.jpg	GRAPHIC	GRAPHIC
160	tmb-20240401xex99d1g095.jpg	GRAPHIC	GRAPHIC
161	tmb-20240401xex99d1g096.jpg	GRAPHIC	GRAPHIC
162	tmb-20240401xex99d1g097.jpg	GRAPHIC	GRAPHIC
163	tmb-20240401xex99d1g098.jpg	GRAPHIC	GRAPHIC
164	tmb-20240401xex99d1g099.jpg	GRAPHIC	GRAPHIC
165	tmb-20240401xex99d1g100.jpg	GRAPHIC	GRAPHIC
166	tmb-20240401xex99d1g101.jpg	GRAPHIC	GRAPHIC
167	tmb-20240401xex99d1g102.jpg	GRAPHIC	GRAPHIC

168	tmb-20240401xex99d1g103.jpg	GRAPHIC	GRAPHIC
169	tmb-20240401xex99d1g104.jpg	GRAPHIC	GRAPHIC
170	tmb-20240401xex99d1g105.jpg	GRAPHIC	GRAPHIC
171	tmb-20240401xex99d1g106.jpg	GRAPHIC	GRAPHIC
172	tmb-20240401xex99d1g107.jpg	GRAPHIC	GRAPHIC
173	tmb-20240401xex99d1g108.jpg	GRAPHIC	GRAPHIC
174	tmb-20240401xex99d1g109.jpg	GRAPHIC	GRAPHIC
175	tmb-20240401xex99d1g110.jpg	GRAPHIC	GRAPHIC

UNITED STATES
SECURITIES AND EXCHANGE COMMISSION
Washington, D.C. 20549

Form 6-K

REPORT OF FOREIGN PRIVATE ISSUER PURSUANT TO RULE 13 a-16 OR 15d-16
UNDER THE SECURITIES EXCHANGE ACT OF 1934

For the month of March, 2024

Perusahaan Perseroan (Persero)
PT Telekomunikasi Indonesia Tbk
(Exact name of Registrant as specified in its charter)

Telecommunications Indonesia
(A state-owned public limited liability Company)
(Translation of registrant's name into English)

Jl. Japati No. 1 Bandung 40133, Indonesia
(Address of principal executive office)

Indicate by check mark whether the registrant files or will file annual reports under cover of Form 20-F or Form 40-F:

Form 20-F Form 40-F

Indicate by check mark if the registrant is submitting the Form 6-K in paper as permitted by Regulation S-T
Rule 101(b)(1):

Yes No

Indicate by check mark if the registrant is submitting the Form 6-K in paper as permitted by Regulation S-T
Rule 101(b)(7):

Yes No

SIGNATURES

Pursuant to the requirements of the Securities Exchange Act of 1934, the registrant has duly caused this report to be signed on behalf by the undersigned, thereunto duly authorized.

Perusahaan Perseroan (Persero)
PT Telekomunikasi Indonesia Tbk

(Registrant)

March 31, 2024

By: /s/ R Achmad Faisal
(Signature)

R Achmad Faisal
Acting As Vice President Investor Relation

THEME

Sustainable Transformation Towards Excellence

Investment in developing the latest technology, such as 5G networks, digital services, and artificial intelligence-based solutions, is a strategic step in achieving business excellence. With an emphasis on social responsibility and responsible resource management, PT Telkom Indonesia (Persero) Tbk (Telkom) strives to create a harmonious balance between achieving business excellence and implementing sustainable practices. In the steps towards transformation, Telkom carries out its business activities while consistently implementing ESG-based sustainability initiatives to achieve superior performance in the future. These sustainability initiatives include efficiency activities in business processes, efforts to improve data security and cyber security systems, environmentally friendly business practices, development of technological innovation and digitalization, application of business ethics, and continuing to innovate in improving customer experiences.

DISCLAIMER

PT Telkom Indonesia (Persero) Tbk, known as "Telkom", has released its 2023 Sustainability Report which provides data and information on economic performance and environmental, social, governance (ESG) and sustainable development goals (SDG). The significant issues in this report were selected by considering the impact and concerns of stakeholders. The data and information presented are sourced from various reliable sources within TelkomGroup. This report reports on the performance of "TelkomGroup" or "Telkom" which includes the performance of PT Telkom Indonesia (Persero) Tbk and its subsidiaries.

This report also includes forward-looking statements by Telkom, including future targets, expectations, estimates, or projections. Telkom recognizes the risk of uncertainty in information regarding future targets and forecasts. Therefore, as part of good governance practices, Telkom cautions readers that these views may still need to be fully realized.

[Table of Content](#)

TABLE OF CONTENT

<u>THEME</u>	
<u>DISCLAIMER</u>	
<u>TABLE OF CONTENT</u>	
<u>HIGHLIGHT</u>	4
About Sustainability Report	5
Explanation of the President Commissioner	7
Explanation of the President Director	9
Company Profile	14
Sustainability Achievements and Overview	16
Appreciations and Awards	17
Certifications	19
Membership in Association	21
<u>TELKOM SUSTAINABILITY</u>	22
Sustainability Governance	23
Sustainability Strategy	25
Sustainability Risk Management	28
Sustainability Metrics and Targets	30
<u>SUSTAINABILITY PERFORMANCE</u>	35
<u>Environmental: Value for the Planet (Right Environmental Approach)</u>	36
Eco-Friendly Work Culture	36
Energy and Emissions Management	36
Water Management	41
Biodiversity Preservation	41
Waste Management	42
Environmental Initiatives Involving External Parties	43
<u>Social: Value for the People (Right People)</u>	44
Customer as Main Priority	44
Human Resources Management	48
Community Involvement and Development	57
<u>Governance: Value-Added Business (Right Governance)</u>	61
Corporate Governance	61
Stakeholder Engagement	62
Risk and Crisis Management	62
Business Ethics and Compliance	63
Anti-Corruption, Anti-Bribery, And Anti-Fraud Policies	64
Privacy Protection and Data Security	67
Sustainable Economic Value Creation	72
Responsible Supply Chain	73
<u>APPENDICES</u>	75
Appendix 1: Membership in Association	76
Appendix 2: Glossary	78
Appendix 3: Abbreviation	81
Appendix 4: Reference of OJK Regulation No. 51/POJK.04/2017 and OJK Circular Letter No. 16/SEOJK.04/2021	83
Appendix 5: GRI Standard Index	85
Appendix 6: SASB Index	87

[Table of Content](#)

HIGHLIGHT

- 5 [About Sustainability Report](#)
- 7 [Explanation of the President Commissioner](#)
- 9 [Explanation of the President Director](#)
- 14 [Company Profile](#)
- 16 [Sustainability Achievements and Overview](#)
- 17 [Appreciations and Awards](#)
- 19 [Certifications](#)
- 21 [Membership in Association](#)

[Table of Content](#)

ABOUT SUSTAINABILITY REPORT

REPORTING PERIOD

This Sustainability Report contains data and information on environmental, social, governance, and economic performance. Telkom publishes the Sustainability Report annually; the previous period report was published in April, 2023. The reporting period is January 1, 2023 - December 31, 2023, by the consolidated financial reporting period. [2-2][2-3]

Reporting Standards

1. Financial Services Authority Regulation (POJK) No. 51/POJK.03/2017 on the Implementation of Sustainable Finance for Financial Services Institutions, Issuers and Public Companies.
2. OJK Circular Letter No. 16/SEOJK.04/2021 concerning the Form and Content of the Annual Report of Issuers or Public Companies.
3. Global Reporting Initiative (GRI) Standards 2021, with alignment: 'in reference to the GRI Standards'.
4. Sustainability Accounting Standards Board (SASB) Telecommunication Services Sustainability Accounting Standard 2021.
5. Early adoption of International Financial Reporting Standard (IFRS) S1 and S2.

In this report, we restate some information from previous reporting, including data on energy and emissions generated by the Data Center. The change in data is due to the difference in calculation method from data center capacity basis to occupancy basis. [2-4]

Report Assurance

Telkom Sustainability Report has not appointed an independent party to provide assurance services. However, Telkom ensures that all data and information have been approved and validated by the relevant divisions to improve the report's reliability. All disclosures have been reviewed by management and approved by the President Director, and President Commissioner, Telkom's highest sustainability governance officials. [2-5][2-14]

Report-related Contacts

Investor Relation Unit

PT Telkom Indonesia (Persero) Tbk
The Telkom Hub, Telkom Landmark Tower 39th Floor
Jl. Jend. Gatot Subroto Kav. 52, Jakarta 12710, Indonesia
Phone : (6221) 521 5109
E-mail : investor@telkom.co.id

We would like to acknowledge the responses to other stakeholders' 2022 Sustainability Report feedback. Telkom management has also received input on sustainability performance from rating agencies and followed up on the ESG assessment results. In the 2023 Sustainability Report, Telkom endeavors to continuously improve the management of ESG aspects and sustainability performance.

[Table of Content](#)

EXPLANATION OF THE PRESIDENT COMMISSIONER AND PRESIDENT DIRECTOR

- Explanation of the President Commissioner
- Explanation of the President Director
- Statement Letter

[Table of Content](#)

EXPLANATION OF THE PRESIDENT COMMISSIONER

“Telkom's presence in society is committed to providing telecommunications solutions and creating a better and more sustainable future. The Board of Commissioners believes that a balance between the management of economic aspects and environmental, social, and governance (ESG) aspects will positively impact and add value to stakeholders and the environment.”

Esteemed stakeholders,

Environmental, social, and governance (ESG) issues have become essential worldwide concerns. Throughout 2023, TelkomGroup strives to improve operational and financial performance while managing ESG aspects to contribute to future sustainability and support the achievement of the Sustainable Development Goals (SDGs).

THE BOARD OF COMMISSIONERS' VIEWS ON IMPLEMENTED POLICIES AND STRATEGIES

The Board of Commissioners assesses that the Board of Directors has managed the Company's ESG aspects by the scope and context of sustainability relevant to the telecommunications sector. Telkom has the sustainability pillars of the Right Environmental Approach, Right People, and Right Governance as the foundation for formulating policies and strategies to achieve sustainability performance targets.

In the Right Environmental Approach pillar, the Company strives to conduct business with due regard to environmental aspects. The Board of Commissioners considers that the Company's policies and strategies in environmental management are pretty good, including e-waste management, energy efficiency, reduction of greenhouse gas (GHG) emissions, water savings, and utilization of new and renewable energy (EBT). The Board of Commissioners appreciates and supports the Company's initiatives to mitigate adverse environmental impacts.

The implementation of various initiatives in the Right People pillar is considered to be quite good, which is reflected in several initiatives, including internalization of human rights and business ethics in the TelkomGroup value chain, implementation of human resource management strategies to meet digital talents, provision of competency development programs, decent and safe workplaces, and programs to increase the inclusiveness of women in the TelkomGroup environment. The Company also runs social and environmental responsibility (CSR) programs that include small and medium enterprises (SMEs), community-based waste management, education assistance, and other social assistance to build community independence and support SDGs. The Board of Commissioners appreciates the Board of Directors steps in planning and realizing all initiatives in the Right People pillar that have been carried out in 2023 and continues to encourage it to be continued and improved in the future.

In the Right Governance pillar, the Company strengthens policies and strategies to run an ethical business, increase customer trust by managing data security and privacy, and comply with laws and regulations. Through the implementation of mature sustainability governance, the Board of Commissioners is optimistic that ESG management and the implementation of sustainability practices can be optimally monitored and evaluated to positively impact stakeholders.

VIEWS ON ACHIEVEMENT OF SUSTAINABLE PERFORMANCE

The acceleration of digitalization has triggered increased demand for digital telecommunications connectivity and infrastructure. The Company has a strategy to expand its product and service portfolio and continue transforming into a digital telco company. By strengthening its assets, product portfolio, and balanced ESG management, the Board of Commissioners expects the Company will be able to increase returns, optimize value for shareholders, and positively impact other stakeholders.

[Table of Content](#)

Throughout 2023, the Company has recorded positive sustainability performance, covering both business and ESG aspects. The Board of Commissioners appreciates the leadership of the Board of Directors, supported by the contribution and integration of all functions in carrying out their duties and responsibilities. Telkom's good sustainability performance in 2023, among others, is evidenced by the acquisition of several awards in the ESG aspect from external parties, such as the BUMN Corporate Communication & Sustainability (BCOMMS) 2023 award from the Ministry of BUMN, the Most Excellence GCG Implementation award from CNBC Indonesia, the Asia Pacific Climate Leaders Award 2023 award from Financial Times and Statista, the Corporate Governance Award from IICD. In addition, Telkom also managed to get an ESG Rating with an A rating from Morgan Stanley Capital International and a Score of 27.1 (Medium Risk) from Sustainalytics.

THE JOURNEY AHEAD

The Board of Commissioners observed that global risks and challenges that must be mitigated include cybersecurity risks, technological sophistication impact, and human resources quality. As a company engaged in the telecommunications sector that is transforming into a digital telco, the Company needs to strengthen governance and implement preventive strategies to minimize the negative impact of the risks and challenges faced.

Amid the growing era of technology and digitalization, Telkom will strive to continue developing innovations and improving customer experience. These efforts are a priority to support Indonesia's transformation towards a superior digital economy and realize a better and more sustainable future for all Indonesians.

APPRECIATION

The Board of Commissioners would like to thank and appreciate all TelkomGroup personnel and stakeholders who have supported the company in implementing sustainability practices and achieving positive performance. We are excited to face the period ahead with even better sustainability performance achievements to increase added value for all stakeholders.

On behalf of the Board of Commissioners, I thank you and look forward to strengthening our collaboration and synergy to continue our partnership and realize a sustainable future.

Jakarta, March 31, 2024

/s/ **Bambang Permadi Soemantri Brodjonegoro**
President Commissioner/Independent Commissioner

[Table of Content](#)

EXPLANATION OF THE PRESIDENT DIRECTOR [2-14]

“By managing environmental, social, and governance aspects or ESG, Telkom is optimistic that it will be able to achieve the sustainability performance targets that have been set and support the achievement of the Sustainable Development Goals (TPB/SDGs). More serious ESG management is also part of TelkomGroup’s transformation into a digital telco company that provides innovative solutions and creates sustainable added value for stakeholders and a positive environmental impact.”

Esteemed Stakeholders,

Current global dynamics pay special attention to the importance of environmental and social aspects in managing risks and supporting sustainable economic growth. PT Telkom Indonesia (Persero) Tbk (“Telkom” or the “Company”), as the leading player in the telecommunications industry, is committed to strengthening its culture of sustainability. TelkomGroup focuses on best practices to support SDGs and run business ethically.

Telkom consistently manages ESG risks with maximum efforts to suppress and reduce negative impacts on business activities while optimizing opportunities to support the Company’s transformation. This approach aligns with the planet, people, partnership, prosperity, & peace (5P) values as the basis for improving sustainability performance. Telkom is a digital telecommunications company that manages ESG risks and innovates in digital technology to create convenience and comfort in everyday life. ESG risk mapping and sustainability pillars provide a solid basis for running a business sustainably, contributing positively to sustainable development, and creating positive value for society and the surrounding environment.

POLICIES TO RESPOND TO CHALLENGES

In facing challenges related to ESG aspects, Telkom implements sustainability policies and strategies guided by the pillars of sustainability: the Right Environmental Approach, the Right People, and the Right Governance.

- The Right Environmental Approach pillar reflects a commitment to running a business environmentally responsible. By focusing on reducing the negative impact of the business chain, the Company strives to continue improving electronic waste management, working with vendors to manage waste, implementing energy efficiency and innovating to reduce emissions in Data Centers, to building green BTS that use New and Renewable Energy sources (EBT). Implementation of this pillar is also Telkom’s effort to mitigate climate challenges and risks.
- The Right People pillar signifies dedication to positively impacting all stakeholders, including employees, customers, and society. The main challenge, especially in the social aspect, is related to talent management, including digital talent readiness. The Company’s response to these challenges is to strengthen human resource management and adapt policies that can support diversity, prosperity, and equality, including increasing HR competency and empowering people with disabilities to face the digital acceleration and transformation of the Company.
- The Right Governance pillar includes a commitment to implementing strong sustainability governance, including legal compliance, business ethics, customer privacy, and human rights, especially in facing the biggest challenge in the telecommunications business, namely data security and cybersecurity, which is carried out through good data security governance and compliance with regulations to maintain customer privacy and data.

By implementing these three pillars, we aim to achieve a balanced and sustainable ESG performance and ensure that our digital transformation provides sustainable positive benefits for all stakeholders.

[Table of Content](#)

SUSTAINABILITY PERFORMANCE ACHIEVEMENTS

Telkom believes that by integrating ESG into all aspects of our business, we can achieve sustainability performance targets and create a positive impact for a better future. Sustainability is a social responsibility and an integral element in business strategy, positively impacting the environment and society and contributing to sustainable business growth. Telkom's sustainability performance achievements are described in each of the following three sustainability pillars:

Right Environmental Approach

During 2023, TelkomGroup has implemented various initiatives to support sustainability practices and address the challenges faced as a digital telecommunications company. Focusing on the environmental aspect, the Company has proactively taken concrete actions, such as reducing carbon emissions through waste management activities, especially e-waste, planting 45,500 mangrove trees, revegetating 62,150 trees in 10 locations, and rehabilitating 3,920 coral reefs. TelkomGroup has used environmentally friendly energy sources at 830 sites, such as solar cells, biodiesel, and micro hydro. In addition, TelkomGroup also supports the use of environmentally friendly transportation by encouraging the use of electric vehicles (EVs) among its employees. Through these initiatives, in 2023, the GHG emissions generated amounted to 1,724,335.18 tons CO₂eq, a 7% decrease compared to 2022.

In the corporate environment, TelkomGroup builds an environmentally friendly culture by managing resources effectively and efficiently, including reducing the use of paper, water, and electricity to record a 4-21% reduction in the use of paper, water, and electricity in 2023. This effort also includes reducing employee personal waste. Telkom actively engages employees in e-waste management by providing e-boxes at each work location. By collaborating with partners, we ensure that e-waste is recycled into value-added items that can be utilized and distributed to the community. All of these efforts reflect TelkomGroup's commitment to sustainability and ongoing environmental responsibility.

Right People

During 2023, efforts to develop HR competencies continued to be strengthened through increased training and education programs. Concrete steps have been taken in managing the Digital Talent Readiness Program, an initiative aimed at developing employees' digital capabilities to adapt to changes in digital technology. By 2023, Telkom has 4,033 digital talents, or 17.18% of total employees.

Our focus also involves fair and ethical labor management, prioritizing human rights, gender equality, diversity, and inclusiveness in the company environment. Currently, as many as 36.95% of Telkom's total employees are women, including 29.96% at the managerial level, and actively participate in empowering individuals from among people with disabilities.

Not only are we internally oriented, but we are also committed to providing the best customer experience. The transformation of MyTelkomsel is clear evidence of our efforts to maintain and increase customer loyalty through end-to-end service/product integration that provides convenience and comfort in one efficient application solution. Through these various measures, Telkom's Net Promoter Score (NPS) value has improved to 56 points by the end of 2023.

Within the community, the Company is actively involved in managing the capacity building of Micro and Small Enterprises (MSEs). This effort aims to improve the quality of MSEs through digital empowerment and adaptation. The Digital Empowerment for the Nation initiative through MSE empowerment is our foundation for mobilizing a positive role in driving economic progress. By 2023, Telkom has fostered 11,180 MSEs, and as many as 11.76% of MSEs moved up to a higher class (Class Up).

[Table of Content](#)

Right Governance

The Company consistently implements sustainability governance, business ethics, and compliance with applicable regulations and supervises to ensure compliance with relevant norms and business ethics. In 2023, we made structural improvements by establishing a Data Protection Officer (DPO) organization with a more precise map of roles and functions. The Company also changed the Privacy Policy and Company Regulations to align with the provisions of the Personal Data Protection Law (PDP).

The Company also refers to the provisions of international standards, one of which is ISO 27001, to intensify data protection and security. This step ensures that TelkomGroup always meets global data management and protection standards and that, no data leakage incidents occur throughout 2023. All of these efforts are directed at ensuring that TelkomGroup not only complies with applicable regulations but also provides an optimal level of protection and security for data while adhering to the principles of high business ethics.

Economic Growth

TelkomGroup recorded positive achievements in operational and financial performance throughout 2023. These achievements reflect the positive impact of ESG management and sustainability practices on business growth. TelkomGroup's revenue in 2023 reached Rp149,216 billion, an increase of 1.30% compared to the previous year. TelkomGroup managed to record a net profit of Rp24,560 billion, which grew by 18.34% compared to last year. Overall, this positive achievement reflects the success of TelkomGroup's efforts to achieve financial targets and increase its positive impact in the context of sustainability practices.

TARGET ACHIEVEMENT STRATEGY

All TelkomGroup personnel, including the Board of Directors, Board of Commissioners, and Employees, will continue to work together and be responsible for implementing sustainability practices in daily operations. Management will consistently monitor and evaluate the achievement of operational performance targets, financial performance, and ESG performance.

On the other hand, the Company will also proactively identify potential challenges and opportunities. The awareness of the role of digital telecommunications as the main driver of the progress of the digital economy has become the basis for us to continue to innovate and carry out transformation. Digital telecommunications, in addition to providing convenience and connectivity, is considered the key to expanding the business value chain. TelkomGroup has strengthened its resolve to carry out comprehensive ESG risk management, aiming to reduce business risks and open up strategic new opportunities in the digital telecommunications era. The management and related divisions are also preparing a sustainability strategy that can be implemented holistically to minimize risks, optimize opportunities, and create a sustainable positive impact.

APPRECIATION

To conclude this explanation, we thank all stakeholders for supporting PT Telkom Indonesia (Persero) Tbk in implementing sustainability practices. This support is essential to the Company's journey to become the Digital Telco of choice to advance society. Telkom can continue to innovate amid various challenges and opportunities in the digital era to grow sustainably, create higher company value, and provide the best service to meet national digital needs.

Jakarta, March 31, 2024

/s/ Ririek Adriansyah

Ririek Adriansyah
President Director

[Table of Content](#)

STATEMENT LETTER RESPONSIBILITY FOR THE 2023 SUSTAINABILITY REPORT

We, the undersigned, declare that the Board of Commissioners have reviewed and approved the 2023 Sustainability Report of PT Telkom Indonesia (Persero) Tbk and declare that all information in the Sustainability Report has been contained in full, and we are fully responsible for the correctness of the contents of the Company's Sustainability Report.
This statement was made with actual.
Jakarta, March 31, 2024

Board of Commissioners

/s/ Bambang Permadi Soemantri Brodjonegoro

Bambang Permadi Soemantri Brodjonegoro
President Commissioner/Independent Commissioner

/s/ Wawan Iriawan

Wawan Iriawan
Independent Commissioner

/s/ Bono Daru Adji

Bono Daru Adji
Independent Commissioner

/s/ Abdi Negara Nurdin

Abdi Negara Nurdin
Independent Commissioner

/s/ Marcelino Rumambo Pandin

Marcelino Rumambo Pandin
Commissioner

/s/ Ismail

Ismail
Commissioner

/s/ Rizal Mallarangeng

Rizal Mallarangeng
Commissioner

/s/ Isa Rachmatarwata

Isa Rachmatarwata
Commissioner

/s/ Arya Mahendra Sinulingga

Arya Mahendra Sinulingga
Commissioner

/s/ Silmy Karim

Silmy Karim
Commissioner

[Table of Content](#)

STATEMENT LETTER RESPONSIBILITY FOR THE 2023 SUSTAINABILITY REPORT

We, the undersigned, declare that the Directors have reviewed and approved the 2023 Sustainability Report of PT Telkom Indonesia (Persero) Tbk and declare that all information in the Sustainability Report has been contained in full, and we are fully responsible for the correctness of the contents of the Company's Sustainability Report.

This statement was made with actual.

Jakarta, March 31, 2024

Board of Directors

/s/ Ririek Adriansyah

Ririek Adriansyah
President Director

/s/ Heri Supriadi

Heri Supriadi
Director of Finance & Risk Management

/s/ FM Venusiana R.

FM Venusiana R.
Director of Enterprise & Business Service

/s/ Herlan Wijanarko

Herlan Wijanarko
Director of Network & IT Solution

/s/ Muhamad Fajrin Rasyid

Muhamad Fajrin Rasyid
Director of Digital Business

/s/ Budi Setyawan Wijaya

Budi Setyawan Wijaya
Director of Strategic Portfolio

/s/ Afriwandi

Afriwandi
Director of Human Capital Management

/s/ Bogi Witjaksono

Bogi Witjaksono
Director of Wholesale & International Service

/s/ Honesti Basyir

Honesti Basyir
Director of Group Business Development

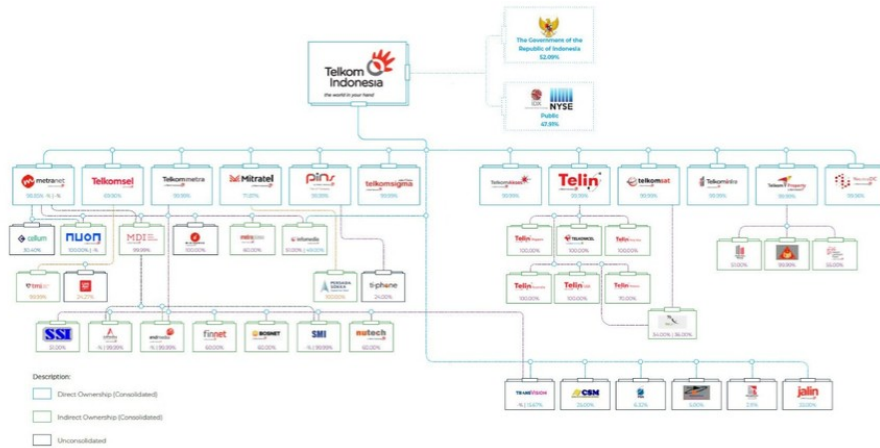
[Table of Content](#)

COMPANY PROFILE [2-1]

Company Name PT Telkom Indonesia (Persero) Tbk	Corporate Status Public Company (Tbk)
Company Establishment Date November 19, 1991	Head Office Address Jl. Japati No. 1 Bandung
Ticker TLKM – Indonesia Stock Exchange (BEI) TLK – New York Stock Exchange (NYSE)	Ownership <ul style="list-style-type: none"> The Government of the Republic of Indonesia 52.09% Public 47.91%
Financial Position Assets Rp287,042 billion Liabilities (Obligation) Rp130,480 billion Equities Rp156,562 billion	Number of Telkom Employees Total Employees 7,469 Women 36.95% Men 63.05%
Products, Services, and Business Activities Undertaken [2-6] Information and Communication Technology (ICT) services and telecommunications networks.	
Digital Business Domains <ol style="list-style-type: none"> Digital Connectivity is a business and technology that focuses on connectivity. Digital Platform is a digital infrastructure or framework that allows various entities to interact, collaborate, and exchange goods, services, or information electronically. Digital Services is a business and product related to digital content. 	
Further information about Telkom is available in the separate Annual Report and the company's official website (www.telkom.co.id).	

TELKOM AND SUBSIDIARIES

As of December 31, 2023, Telkom has 45 subsidiaries with direct and indirect ownership and ownership percentages of more than 50%, so their Financial Statements are consolidated with Telkom as the Parent Company. In addition, there are 9 unconsolidated subsidiaries (affiliates).



[Table of Content](#)

Customer-Oriented

In carrying out its business strategy and operations, TelkomGroup applies a customer-oriented approach. The company is committed to providing an exceptional experience for customers and prioritizing customer satisfaction. Along with the increasingly sophisticated technology industry changes, TelkomGroup strives to continue to grow and transform into a digital telecommunication company with three digital business domains: Digital Connectivity, Digital Platform, and Digital Services. Complete information about the Digital Business Domain, product, and service descriptions, as well as our customers and partners, are available at www.telkom.co.id.

Significant Changes

In 2023, Telkom signed a Conditional Spin-off Agreement (CSA) to integrate IndiHome into Telkomsel through the Fixed Mobile Convergence (FMC) initiative as part of the Five Bold Moves primary strategy. The signing of this agreement is part of the implementation of Telkom's plan to strengthen the business by providing broader broadband services and accelerating the equitable distribution of digital connectivity in Indonesia that is inclusive and sustainable. Thus, Telkomsel focuses on business-to-consumer (B2C), and Telkom focuses on business-to-business (B2B).

COMPANY’S VISION, MISSION, PURPOSE AND VALUES

- | | |
|----------------|---|
| Purpose | To build a more prosperous and competitive nation as well as deliver the best value to our stakeholders. |
| Vision | 1. To be the most preferred digital telco to empower the society. |
| Mision | 1. Advance rapid buildout of sustainable intelligent digital infrastructure and platforms that is affordable and accessible to all.
2. Nurture best-in-class digital talent that helps develop nation’s digital capabilities and increase digital adoption.
3. Orchestrate digital ecosystem to deliver superior customer experience. |

Company Values



Operational Coverage and Network Infrastructure [2-1, 2-6] [TC-TL-000.D]



[Table of Content](#)

SUSTAINABILITY ACHIEVEMENTS AND OVERVIEW

Economic Growth		
Rp149,216 billion Business revenue increased by 1.30%	Rp24,560 billion Net profit 18.34%	Rp23,447 billion Spending on local suppliers 99.01% of total spending
Right Environmental Approach		
45,500 trees Mangrove tree planting	Revegetation of 62,150 trees in 10 locations	3,920 substrates Coral reef rehabilitation
830 sites Green Energy Usage	22% EV Ownership 3 charging station 13 electric motorcycles	4.2 kWh installed capacity 23 beneficiary households
	Electric Vehicle Usage	Renewable energy from Micro-Hydro Power Plant for the community
7,308,845 GJs of energy used	708,878 GJs Decreased energy used	129,763.83 Tons CO₂eq Reduction of GHG emissions
3.1 Tons Recycled waste	1,724,335.18 Tons CO₂eq Total GHG emissions produced	183,173 units Utilization of modem device reuse
71 units Distribution of Electronic Device Donation for Education (Eduvice)	4 – 21% Reduced use of paper, water, and electricity	52,000 cards ≈ 260 kgs of waste SIM cards recycling
Right People		
56 points NPS Score	17.18% digital talent Digital Talent Readiness Program	92 Digistar Class participants registered as Telkom employee candidates
47 Consumer Customer Satisfaction Index (Telkomsel-Fixed)	73 Wholesale Customer Satisfaction Index and International Business	65 Enterprise Customer Satisfaction Index
36.95% Women employees in Telkom	29.96% Women employees who occupy managerial level in Telkom	0.39% Employees with disabilities
Rp186 billion Employee education and training costs	65.16 hours Average employee training hours	Rp154.94 billion MSE Funding Program and Social, Economic, and Environmental Community Empowerment Program
989 MSEs certified by BPOM RI 3,785 MSEs certified BKPM 244 MSEs are Halal certified 148 MSEs participated in Pijar Mahir training 11,180 assisted MSEs Integration of MSEs class up 11.76%		2,900 active users of PaDi MSMEs >40.5 MSMEs with >800 transactions MSE digitization
Right Governance		
ISO 37001 Anti-Bribery Management System Anti-bribery Certification for Telkom and Subsidiaries	ISO 27001 certification until 2025	No incident handling that does not meet SLA
No incidents of data leakage and breach		100% of eligible WBS reports have been followed up

[Table of Content](#)

APPRECIATIONS AND AWARDS

Telkom has achieved several recognitions and achievements that demonstrate its position as a pioneer in the telecommunications industry. This is not only concrete proof of our dedication to providing the best service for customers but also of our commitment to maintaining technological excellence and positively impacting society and the environment.

Environment

1. **Penghargaan Transparansi dan Penurunan Emisi Korporasi 2023 Green and Gold** categories of the B-Universe event
2. **Asia-Pacific Climate Leaders Award 2023** from The Financial Times and Statista
3. **Katadata Green Initiative Awards 2023** sector Transportation/Technology from Katadata
4. **Anugerah CSR Republika 2023** in the field of Decarbonization from Republika

Social

1. **BCOMMS 2023 from Ministry of SOEs**
 - **1st place** in the Education CID category
 - **3rd place** in the Internal Communications Implementation category
 - **3rd place** in Media Relations Management category
 - **1st place** in the Best Content Creator category
 - **2nd place** in the Best Exposure of the Year (Agenda Setting) category
2. **The Great Indonesian CEO for Listed State-Owned Enterprises Company 2023** Category: Total Commitment for Developing MSMEs thru PaDi UMKM Digital Platform
3. **CSR Digitalization Program as a Solution to Accelerate Education Quality Improvement in the 3T Region** received an award in the Economic CSR Initiative category at the B-Universe CSR Award 2023
4. **Best Workplaces for Women 2023 in Providing Women Employee Welfare** in Telecommunications and Internet Provider category
5. **Top CSR of the Year 2023** from Infobrand
6. **CSR Strategy Award** by HR Excellence Awards 2023 Singapore
7. **“Gold Winner” BUMN Communication and Sustainability Award 2023** by the Ministry of SOEs in the Education CID category
8. **“Gold Winner” Padmamitra Award 2023** by CSR Forum Indonesia in Education Empowerment category
9. **CSR Outlook Awards 2023** by Olahkarsa and IBCSD in Education, CSV, and Economic Empowerment category
10. **“Gold Winner”** Bisnis Indonesia Corporate Social Responsibility Award (BISRA) 2023 in the Pillars of the Economy category
11. Marketeers Editor’s Choice Award 2023, **PaDi UMKM, SME Enabler Through Digital of the Year**
12. Indonesia Digital Innovation & Achievement Awards 2023 (IDIA)
 - **Best Digital Innovation and IOT Implementation 2023 in Telecommunication Industry**
 - **Best Senior Executive Indonesia Digital Innovation and Achievement of The Year 2023 (Rosmida)**
13. Anugerah CSR IDX Channel 2023 by IDX Channel, **Social Development Initiatives category for Innovillage Program (Sociodigipreneurship Incubation)**

[Table of Content](#)

Governance

1. **Indonesia Most Reputable Companies 2023** with Excellent predicate Rank I (Champion) in Telecommunication category
2. **Indonesia GCG Award-VII-2023 Economic Review 1st. The Best Indonesia GCG for Public Company 2023**, Sector: Infrastructure, Utilities & Transport - Industry: Telecommunications
3. **The 14th IICD Corporate Governance Award Indonesian Institute for Corporate Directorship (IICD) Top 50 Emiten with the Largest Market Capitalization (Best Non Financial Sector category)**
4. **CNBC Indonesia Awards 2023 CNBC Indonesia Most Excellence Good Corporate Governance Implementation**



5. **Indonesia Enterprise Risk Management Award-V-2023 (IERMA-V-2023) Economic Review 1st. The Best Indonesia Risk Management for Public Company 2023**, Sector: Infrastructure, Utilities & Transport - Industry: Telecommunications

[Table of Content](#)

CERTIFICATIONS

TelkomGroup has certification that confirms its commitment to security, reliability and business sustainability. This reflects the high quality and security standards held by companies in the telecommunications industry.

No	Recipient	Certification	Institution Provider	Validity Period
1.	Telkom	ISO 37001:2016 Sistem Manajemen Anti Penyuaapan	Sucofindo	2026
		ISO 9001:2015 QMS	TUV Rheinland	2025
		ISO 27001:2013 ISMS	TUV Rheinland	2025
		ISO 22301:2019 BCMS	TUV Rheinland	2025
		ISO 20000-1:2018 ITSMS	TUV Rheinland	2025
2.	Telkomsel	ISO/IEC 27001:2013	British Standards Institution (BSI)	2025
3.	AdMedika	ISO/IEC 27001:2013	British Standards Institution (BSI)	2025
		ISO 45001:2008 Standard	MSC Global	2025
		ISO 9001:2015 Standard	MSC Global	2026
		ISO 37001:2016	TUV Nord	2026
4.	MD Media	IT IL Foundation Certificate in IT Service Management	IT IL Foundation	Applied onwards
5.	Infomedia	ISO 27001:2013	TUV NORD Indonesia	2025
		ISO 37001:2016	TUV NORD Indonesia	2025
6.	Telkomsigma	ISO 20000-1:2018	British Standards Institution (BSI)	2023
		ISO 27001:2013	British Standards Institution (BSI)	2025
		ISO 9001:2015	British Standards Institution (BSI)	2025
		PAS 99:2012	British Standards Institution (BSI)	2025
		ISO 37001:2016	PT. Mutuagung Lestari (MUTU International)	2024
7.	Telkom Data Ekosistem (TDE)	ISO 9001:2015	British Standards Institution (BSI)	2025
		ISO 14001:2015	British Standards Institution (BSI)	2025
		ISO/IEC 27001	British Standards Institution (BSI)	2025
		ISO 45001:2018	British Standards Institution (BSI)	2025
8.	Telin	ISO 27000-1:2013	Intertek	2023
9.	Telin Singapore	SS 564 for Telin-3 Data Centre	TUV SUD	2026
		ISO 50001 Energy Management System for Telin-3 Data Centre	TUV SUD	2026
10.	Telkom Property	ISO 9001:2015	LLOYD Register	2025
		SNI ISO 45001:2018	Sucofindo	2024
		SMK3	Sucofindo	2026
11.	Telkomsat	ISO 9001:2015	TUV Rheinland	2024
		ISO 45001	Intertek	2024
		ISO 27001	Intertek	2024
		ISO 20000-1	Intertek	2026
12.	Telkom Akses	Kontraktor Jaringan Telekomunikasi CIQS 2000:2018	Telkom Professional Certification Center (TPCC)	2025
		ISO 9001:2015	British Standards Institution (BSI)	2025
		ISO 45001:2018	British Standards Institution (BSI)	2023
		ISO 27001:2013	British Standards Institution (BSI)	2024
		ISO 37001:2016	British Standards Institution (BSI)	2025
13.	PINS	ISO 14001:2015	Quality Certification Services	2023
		OHSAS 18001:2007	Quality Certification Services	2023
14.	Dayamitra Telekomunikasi	ISO 45001:2018	TQCSI	2026
		ISO 31000:2018	TQCSI	2026
		ISO/IEC 27001:2013	SGS	2025
		ISO 9001:2015	SGS	2025
15.	Digiserve	ISO/IEC 20000 IT Service Management System	British Standards Institution (BSI)	2025

[Table of Content](#)

No	Recipient	Certification	Institution Provider	Validity Period
		ISO/IEC 27001:2023 Information Security Management System	British Standards Institution (BSI)	2024
16.	TelkoMedika	SNI ISO 9001:2015	International Certification Services Management	2024
		SNI ISO 14001:2015	International Certification Services Management	2024
		SNI ISO 45001:2015	International Certification Services Management	2024

[Table of Content](#)

MEMBERSHIP IN ASSOCIATION [2-28]

Telkom keeps abreast of the latest technology and trends in the telecommunications sector through active involvement in various associations, especially those that support sustainability. Thus, the company can remain at the forefront of providing customers with the latest and best telecommunications services and conduct its operations based on relevant best practices in the telecommunications industry. The list of members in associations is in Appendix 1.

[Table of Content](#)

TELKOM SUSTAINABILITY

- 23 [Sustainability Governance](#)
- 25 [Sustainability Strategy](#)
- 28 [Sustainability Risk Management](#)
- 30 [Sustainability Metrics and Targets](#)

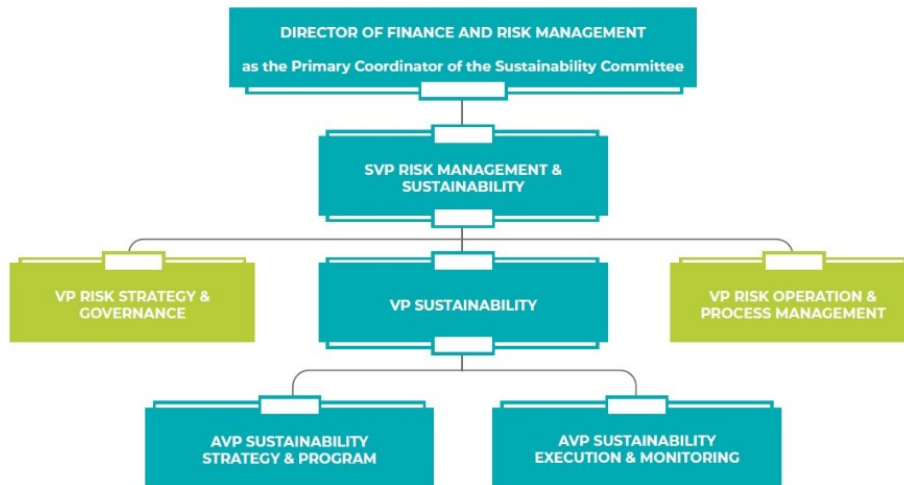
[Table of Content](#)

SUSTAINABILITY GOVERNANCE [2-9, 2-11, 2-12, 2-13, 2-14, 2-25]

Telkom has a management structure that involves the General Meeting of Shareholders (GMS), the Board of Commissioners, the Board of Directors, and various Committees and Divisions. Each organ in this structure has a crucial role in implementing governance through their respective functions, duties, and responsibilities.

Considering the many challenges and risks related to ESG aspects in sustainability practices and ensuring that ESG initiatives are consolidated within TelkomGroup, in the future, the TJSL Committee will be incorporated into the Sustainability Committee, which manages the implementation of consolidated ESG programs within TelkomGroup.

By the end of 2023, the Directorate of Finance and Risk Management under the Director of Finance and Risk Management has been appointed as the unit that manages Sustainability/ESG within TelkomGroup. The Risk Management & Sustainability Department within the Directorate of Finance and Risk Management is an orchestrator of governance for implementing sustainability initiatives, including ESG aspects. It acts as a Center of Excellence in risk management & sustainability. This regulation is based on the Board of Directors Regulation No. PD.202.47/r.08/HK200/COP-A2000000/2023 related to the Organization of the Directorate of Finance and Risk Management, signed on December 29, 2023.



The Director of Finance and Risk Management as part of the sustainability (environment, social, and governance) committee acts as the primary coordinator to lead, coordinate, ensure, and evaluate, as well as report the execution of sustainability (environment, social, and governance) initiatives across CFU/FU (including subsidiaries) to the BOD/BOC, including determining the appropriate framework, setting objectives, targets, and cross-entity initiatives in collaboration with CFU/FU (including subsidiaries), as well as collaborating with the Directorate of Network & IT Solution (NITS) to design an integrated dashboard for monitoring sustainability performance.

[Table of Content](#)

All Telkom Parent and Telkom Subsidiaries entities support the implementation of sustainability practices and initiatives in TelkomGroup. Some entities that are closely related to the implementation of sustainability initiatives include:

- Lead Coordinator: FRM Directorate's Sustainability Sub-department
- Program Owner
 - HCM Directorate: HC Organizational Effectiveness (HCOE), Community Development Center (CDC), HC Business Partner (HCBP)
 - Directorate of NITS: Cyber Security
 - FRM Directorate: Risk Strategy and Governance
 - Corporate Secretary: Corporate Office Support (COS), Legal Compliance, Regulatory Management, Data Protection
 - Subsidiaries: Telkomsel, Telkom Property (GSD), Mitratel, Telkom Data Ekosistem (TDE), Telkom Infra
 - Digital Business
 - All CFU/FU and Subsidiaries
- Policymakers:
 - NITS Directorate: Network/IT Strategy, Technology, and Architecture (STA)
 - FRM Directorate: Finance & Procurement Policy (FPP)
- KPI Oversight: Integrated Portfolio Management
- Communication and Disclosure: Corporate Communication & Investor Relations

[Table of Content](#)

SUSTAINABILITY STRATEGY [2-22]

TelkomGroup continuously strives to improve its sustainability performance by implementing strategies to manage ESG risks integrated with its business model and operational activities. We constantly evaluate and strengthen our sustainability strategy, not only to manage risks but also to capitalize on ESG opportunities. These sustainability strategies are implemented to support Telkom's sustainability pillars.

SUSTAINABILITY PILLARS [2-22, 2-23, 2-24, 2-27]

In carrying out its business activities, TelkomGroup is committed to implementing sustainability practices through ethical and responsible operations in every line of business. Managing economic and ESG aspects and implementing sustainability practices in TelkomGroup are based on three main pillars: the Right Environmental Approach, the Right People, and the Right Governance.

Environmental: Right Environmental Approach	Social: Right People	Governance: Right Governance
In running a responsible business, TelkomGroup applies the right environmental approach and management to reduce the environmental impact of operations.	In running a responsible business, TelkomGroup always has a positive impact on all humans, including employees, customers, communities, and other stakeholders.	In conducting responsible business, TelkomGroup implements sustainability governance, including meeting legal and regulatory compliance, practicing business ethics and anti-corruption, and maintaining data privacy and security.
		



[Table of Content](#)

MATERIAL TOPICS AND SIGNIFICANT ISSUES [3-1][3-2][3-3]

Material topics presented in the report significantly impact and influence the Company's decision-making. The determination of material issues for the 2023 financial year is carried out through an internal analysis process based on the CSS (Corporate Strategic Scenario) document, Shareholder Aspirations (APS), feedback from Rating Agencies, benchmarks with industry, Standards and SDGs, and ESG Risks and Opportunities, as well as internal review by management.

8 (eight) material topics are still the same as in the previous reporting period. There is one material topic that is removed from the list, namely the Risk Management System, with the consideration that Risk Management is a process that has been integrated into the Company's overall business processes, including in determining Material Topics that are significant to Telkom based on the results of the Company's Risk Profile assessment which has been outlined in the ESG Risk Prevention and Mitigation Principles section by the Telkom ESG Strategy.

List of Material Topics [3-2]

No.	Material Topics	Significant Issues	SDGs
Right Environmental Approach			
1	Energy management and climate change	Energy efficiency and emission reduction	
2	Material procurement and efficiency	Waste and e-waste management	
Right People			
3	Excellent service	Management and measurement of customer experience	
4	Employee and community engagement	<ul style="list-style-type: none"> Recruitment of employees with disabilities Increasing the MSE to class up Increased talent and inclusiveness of women at the managerial level 	
5	Training and education	<ul style="list-style-type: none"> Digital talents Employee pre-nurturing program (Digistar Class) 	
Right Governance			
6	Compliance	The process of law enforcement and compliance with regulatory changes	
7	Business Ethics	<ul style="list-style-type: none"> Compliance with business ethics Anti-Corruption Whistleblowing system 	
8	Privacy and data security	Data privacy and cybersecurity	



TelkomGroup ESG Pillars and Material Topics

[Table of Content](#)

The Company then integrates the magnitude of ESG initiatives with the ESG Pillars, along with metrics and targets. The Company's ESG strategy currently developed is titled EXIST or ESG Existence for Sustainability by Telkom Indonesia.

EXIST - Telkom's ESG Strategy

Purpose
 To build a more prosperous and competitive nation as well as deliver the best value to our stakeholders.

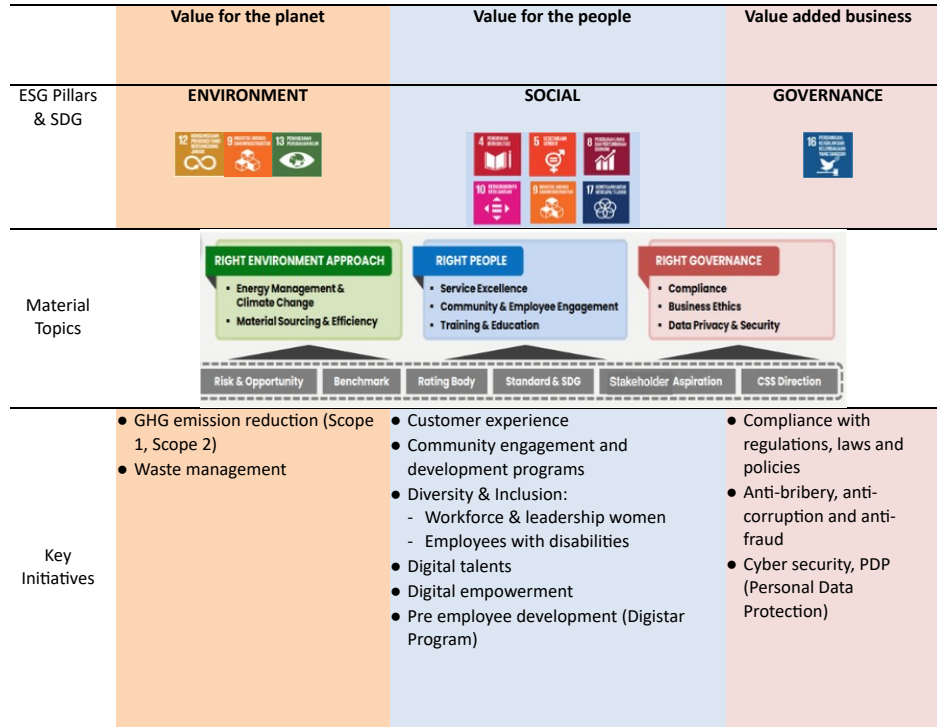
Vision
 To be the most preferred digital telco to empower the society.

- Mission**
- Advance rapid buildout of sustainable intelligent digital infrastructure and platforms that is affordable and accessible to all.
 - Nurture best-in-class digital talent that helps develop nation's digital capabilities and increase digital adoption.
 - Orchestrate digital ecosystem to deliver superior customer experience.



Telkom's Sustainability Commitment: **ELEVATING YOUR FUTURE**

Telkom Indonesia is committed to an ESG-based future, aiming to realize a sustainable business by creating positive social and environmental impacts through innovative solutions and services.



[Table of Content](#)

SUSTAINABILITY RISK MANAGEMENT [2-25]

Telkom complies with the Minister of SOE Regulation No. PER 02/MBU/03/2023 on Guidelines for Governance and Significant Corporate Activities of State-Owned Enterprises, which includes initiatives to strengthen the risk management function and implement SOE governance. In the context of ESG (environment, social, and governance), Telkom manages business risks included in the company's main risk profile and mitigates ESG risks. Telkom has identified ESG risks and applied the precautionary principle as a preventive measure. The Risk Management & Sustainability Department periodically monitor and evaluate these risks as part of TelkomGroup's top risk/risk profile and submitted to the Director of Finance and Risk Management (FRM) and the Committee for Planning and Risk Evaluation and Monitoring (KEMPR).

Holistically, risk management at Telkom refers to ISO 31000:2018 Risk Management - Principles and Guidelines, which consists of three main components:

1. Principle as the foundation of how risk management works to ensure the creation and protection of value;
2. Framework that regulates the commitment to the role and division of risk management functions; and
3. Process that describes the activities/stages in carrying out risk management.

A more detailed explanation regarding governance, Directors and Commissioners, and risk management as the application of a precautionary approach and internal control can be read in the 2023 Annual Report in the Corporate Governance Chapter.

ESG RISK IDENTIFICATION AND MANAGEMENT [2-25]

Aspects	Operational Risk and Impact	Influence on Risk Mitigation Stakeholders	Risk Mitigation
Environment (E)	<p>The risk of natural disasters that can disrupt business operations and have a negative impact on financial performance and profits, business prospects, and market prices of securities</p> <hr/> <p>The risk of increasing company emissions levels, which will result in increased operational costs, carbon taxes, and impact on the environment</p>	Customers, Partners, Community, Management	<p>a. Coordination with ASKALSI (All Indonesian Sea Cable Association) for SKKL security</p> <p>b. Preventive & corrective action by preparing a disaster recovery plan and crisis management team</p> <p>c. Transfer risk by using asset insurance to anticipate natural disasters and fires</p> <hr/> <p>Carrying out energy efficiency programs, looking for new renewable energy alternatives with lower emissions, carrying out various carbon offset programs</p>
Social (S)	<p>Disturbances in political stability, social unrest, and security, both domestically and internationally, resulting from specific issues, such as geopolitical crises, trade wars, and so on, which hurt business growth, operations, financial condition, business results, production equipment supply chain, and prospects and market prices for securities</p> <hr/> <p>New technologies that negatively impact competitiveness</p>	Customers, Partners, Society, Management, Shareholders	<p>a. Monitoring the influence of socio-political turmoil on operational or service disruptions</p> <p>b. Maintenance of vigilance through enhancing the function of safety & security</p> <p>c. Monitoring supply chain issues related to raw materials and looking for alternatives to materials or device designs</p> <hr/> <p>a. Preparation of a Technology Roadmap by considering future technology and the potential implementation of competitor technology</p> <p>b. Acceleration of the IDN (Indonesia Digital Network) program to support future services</p>

[Table of Content](#)

Aspects	Operational Risk and Impact	Influence on Risk Mitigation Stakeholders	Risk Mitigation
	The risk of fulfilling digital talent that has a negative impact on business continuity	Management	a. Preparation of WFP (Work Force Planning) Digital Talent according to the company's digital business priorities b. Improve Recruitment Strategy & Execution for Digital job functions c. Collaboration with tech giants, academics & external experts for expert training & development of training modules
Governance (G)	Risk of Penalties/fines by KPPU related to price fixing and class action occurring, which could reduce Telkom's revenue and have a negative impact on business, reputation, and profits	Management, Regulator	Strengthening legal review of corporate action plans or certain contracts
	Risk of changes in Indonesian or international regulations that impact business, financial condition, operational performance, and business prospects	Management, Regulator, Customers	a. Analysis of the impact of the regulatory plan on the industry in general and Telkom in particular b. Provide input so that the regulations to be enacted provide positive benefits for companies and industries
	Internet service competition (Fixed Broadband)	Customers, Partners, Community, Management	a. Strengthening the perception and quality of IndiHome as a new digital life style b. Acceleration of the deployment of fixed broadband service infrastructure
	Risk Threats to physical and cyber security, such as theft, vandalism or other actions that have a material adverse effect on business, financial condition and results of operations	Customers, Community, Management	a. Improved Preventive Actions through periodic Vulnerability Assessments and Penetration Tests b. Monitor and identify all attacks in real-time and select and take the necessary actions immediately c. Develop recommendations for handling cyber attacks based on historical incident analysis d. Intensive coordination of parties involved in handling cyber attacks

[Table of Content](#)

SUSTAINABILITY METRICS AND TARGETS

To ensure that ESG initiatives in TelkomGroup can run in a directed manner and have a measurable impact, after determining the main pillars, material topics, and significant issues, and also considering the achievements of ESG initiatives that have been carried out by TelkomGroup, Telkom established ESG 2030 metrics and targets that are aligned with the company's sustainability strategy.

Level 1	Level 2 Material Topic	Level 3 Significant Issue	Metric	Target 2025	Target 2030
Right Environmental Approach	Energy Management	GHC Emission	ton CO ₂ eq	Reduction 10% (baseline 2020)	Reduction 20% (baseline 2020)
	Material Sourcing & Efficiency	Waste Management	ton	Reduction 3.8 tons	Reduction 5 tons
		E-Waste Management	% annual growth in the unit reutilization of modems	15%	15%
Right People	Service Excellence	Customer Experience	Skor NPS	58	> 62
	Community & Employee Engagement	Employees with Disabilities	% employee of Telkom Group	0.72%	1.5%
		Community Engagement	% annual growth of SME Level Upgraded	7%	10%
		Diversity	% female workforce of Telkom Group	31.10%	32%
	% female workforce in managerial positions of Telkom Group		25.25%	27%	
	Training & Education	Digital Talent	% digital talent of Telkom Group	21.17%	25%
Pre-Nurturing Employee (Digistar Class)		% recruitment registration conversion rate	20% of Digistar Class participant	35% of Digistar Class participant	
Right Governance	Compliance	Regulation Compliance	zero tolerance (comply 100%)	comply 100%	comply 100%
	Business Ethics	Business Ethics	zero tolerance (comply 100%)	comply 100%	comply 100%
		Anti Bribery & Whistleblowing System	zero tolerance (comply 100%)	comply 100%	comply 100%
	Data Privacy & Security	Data Privacy	No data leaks	No data leaks	No data leaks
		Cyber Security	% employee participation of cybersecurity e-learning	90% involved	100% involved

ESG Metrics and Targets 2025 and 2030

[Table of Content](#)

MANAGEMENT OF ESG INITIATIVE METRICS AND TARGETS [3-3, 2-23, 2-25]

Energy Management

Essential to Manage	The Company requires much energy to carry out its operational activities. This energy supply is obtained through cooperation with strategic partners.
Impact	The negative impact of energy use is that the emissions produced over time will worsen global warming and climate risks. Thus, TelkomGroup seeks to manage energy use wisely to reduce the footprint of greenhouse gas (GHG) emissions.
Commitment and Target	<ul style="list-style-type: none"> ● Maintain the intensity of energy use each year. ● Requires emission reductions each year. ● Consistently calculate the total energy use and emissions produced. ● Requires an increase in the use of renewable energy each year.
Policy and Strategy	Internal strategies and policies to reduce resulting GHG emissions are through efficient energy use. Telkom is developing 'Green BTS' through our subsidiaries, namely Telkomsel and Mitratel, by utilizing environmentally friendly alternative energy sources such as fuel and solar cells. Apart from that, Telkom also runs the Energy Efficiency Movement (GePEE), program and uses electric-powered operational vehicles (EVs).
Evaluation of Management Effectiveness	<ul style="list-style-type: none"> ● GHG emission reduction of scope 1 & 2 by 7% compared to 2022. ● Total energy consumption by 7,308,845 GJ. ● Planted 45,500 mangrove trees and 3,920 coral reefs, and revegetation of 62,150 trees in 10 locations ● 830 sites using solar cells, fuel cells, and micro-hydro. ● 22% electric vehicle (EV) ownership by employees, especially senior management. ● The number of beneficiaries of renewable energy from MHP reached 23 households.

Material Procurement and Efficiency

Essential to Manage	The Company need much material in the form of equipment to provide communication services. The certainty and availability of this equipment are very crucial, as is the waste management.
Impact	Communication equipment at the end of its life will become waste, so it needs to be managed.
Commitment and Target	<ul style="list-style-type: none"> ● Waste reduction of up to 5 tons by 2030. ● Reuse of modem devices with a growth of 15% by 2025. ● Strive to reduce the amount of waste generated each year, and increase reduce, reuse, recycle (3R) waste.
Policy and Strategy	Telecommunication equipment material management is done by reducing the primary material, recycling, and reusing electronic waste.
Evaluation of Management Effectiveness	<ul style="list-style-type: none"> ● Electronic waste (e-waste) is handed over to a third party that has a processing license. ● The number of integrated waste processing reaches 13 locations. ● During 2023 there were no cases related to environmental pollution due to e-waste. ● The number of reused modem devices reached 183,173 equivalent 0.32%. ● Office waste reduction (paper, water, and electricity) reached 21%. ● SIM card recycling reached 52,000 equivalent to 260 kg of waste.

Excellent Service

Essential to Manage	As a service company in the telecommunications sector, excellent service is the key to the Company's success in supporting economic performance.
Impact	Customers are Telkom's priority, and we always want to provide them with the best experience. Excellent service can improve customer experience and growth which will then have a positive impact on financial and operational performance.
Commitment and Target	<ul style="list-style-type: none"> ● TelkomGroup's Net Promoter Score (NPS) is targeted to be at least 54 by the end of 2023. NPS measurement is a form of Telkom's commitment to listen to the voice of the customer which is the basis for continuous improvement and customer experience efforts.

[Table of Content](#)

	<ul style="list-style-type: none"> • Net Promoter Score (NPS) for the Consumer segment (Telkomsel-Fixed) is targeted at 40 by the end of 2023. The target score grew 33.3% compared to the previous year's achievement of 30. • Continue to improve customer experience with Net Promoter Improvement.
Policy and Strategy	Carry out preventive and proactive activities to prevent disruptions, provide after-sales guarantees, and provide the best service, including service delivery, service assurance, and measurement of service quality. Apart from that, we also made radical and comprehensive improvements, which included aspects of people, processes, systems, and tools.
Evaluation of Management Effectiveness	<ul style="list-style-type: none"> • The achievement of TelkomGroup's NPS score in semester 2 of 2023 was 56 with an increase of 1 point from the achievement of the NPS score in semester 2 of 2022. • The achievement of the NPS score of the Consumer segment (Telkomsel-Fixed) in semester 2 of 2023 is 47 with an increase of 17 points from the achievement of the NPS score in semester 2 of 2022. • The technical disruption trend decreases by 1.13% from December 2022 to December 2023. • The average technical repair time is 6.18 hours in 2023.

Employee and Community Engagement

Essential to Manage	Reliable and highly competent employees are the backbone of the Company in providing services to customers and running operations so that the Company ensures the fulfillment of talent acquisition according to the needs of workforce planning. Likewise, the community becomes part of the service targets that require education, and as beneficiaries of our services.
Impact	Companies with reliable human resources will find it easier to carry out business activities. Meanwhile, the existence of a growing and empowered community will support economic growth and become potential customers to support TelkomGroup's performance growth.
Commitment and Target	<ul style="list-style-type: none"> • The number of beneficiaries of the MSE Development and Community Engagement and Empowerment programs grew by 10% each year. • The number of female employees in TelkomGroup will reach 32% in 2030. • The number of female employees at management level reaches 27% by 2030. • 1.5% of TelkomGroup disabled employees by 2030. • Digital inclusion with PaDi UMKM, Pijar Belajar, GOVTech.
Policy and Strategy	<p>HR management at TelkomGroup refers to:</p> <ol style="list-style-type: none"> 1. KD.28/PS560/SD M-20/2004 regarding Remuneration System. 2. PR.209.05/r.01/HK250/COP-A4000000/2020 regarding Employee Discipline. 3. PR.205.09/r.00/HK200/COP-A300000/2021 regarding Performance Management System. 4. PR.204.06/r.00/HK200/COP-A0300000/2022 regarding Talent Acquisition. 5. PR.206.03/r.01/HK250/COP-B020000/2022 regarding Learning and Development Management. 6. PR.207.26/r.00/HK200/COP-A0300000/2022 regarding Guidelines for Determining Income for Employees of Subsidiaries and Affiliates within the Scope of the TelkomGroup. 7. PR.208.07/r.00/HK250/COP-A0300000/2022 regarding Career and Succession Management for Employees. <p>TelkomGroup also supports the commitment of the Ministry of Manpower and the International Labor Organization (ILO) in realizing an Indonesia free of child labor and implementing gender equality and diversity.</p> <p>On the other hand, community involvement is carried out through social responsibility activities that refer to:</p> <ul style="list-style-type: none"> • Directors Regulation No. PD.703.00/r.00/HK200/CDC-A1000000/2021, December 31, 2021, regarding Social and Environmental Responsibility Programs; • Director of Human Capital Management Regulation No. PR.703.01/r.00/HK200/CDC-A1000000/2022 dated March 30, 2022, regarding Guidelines for the Operational Implementation of Social and Environmental Responsibility Programs.

[Table of Content](#)

Evaluation of Management Effectiveness	<ul style="list-style-type: none"> • The number of employees was 7,469 as of the end of 2023. • The number of female employees in Telkom Parent is 2,760 people or 36.95%. • 829 people or 29.96% of female employees occupy managerial levels in Telkom Parent > Senior Management and Middle Management. • Employee engagement index 88.15% for Telkom Parent. • The MSE Development program benefited 21,935 communities and the Community Engagement and Empowerment program benefited 1,188 beneficiary communities. • The number of assisted partner MSEs is 11,180 assisted MSEs. • 2,900 active users of PaDi UMKM. • The number of employees with disabilities is 0.39%.
--	--

Training and Education

Essential to Manage	Reliable human resources who are aware of the use of technology need to be supported by training and education so that the benefits of technology support productivity and prosperity. Research and development is also part of the need to provide high-quality services.
Impact	Adequate training and education programs will improve the quality of human resources and their productivity.
Commitment and Target	<ul style="list-style-type: none"> • 21.17% digital talent from total TelkomGroup employees until 2025. • 20% until 2025 conversion rate applies from Digistar Class participants (pre-nurturing employees). • Total training hours a year reached 11,019,700.80 hours, with average training per employee recorded at 65.16 hours a year.
Policy and Strategy	<p>Training and education are included in the talent journey. On an ongoing basis, Telkom consistently runs training and education programs for employees in class, by self-learning, and by participating in external training.</p> <p>On the other hand, Telkom has Telkom Corporate University, which is an educational institution that the general public can access to develop education.</p>
Evaluation of Management Effectiveness	<ul style="list-style-type: none"> • There were 5,580 employees who received training. • The average training hours per employee per year is 65.16 hours. • There are 19 institutions outside TelkomGroup that have used Telkom Corporate University services. • The number of Digital Talent reached 17.18%. • The number of Digistar Class participants who registered as Telkom employee candidates was 92 people from the target of 60 people.

Compliance

Essential to Manage	As part of a SOE, compliance with all regulations is the basis for implementing good governance.
Impact	Compliance with regulations will expedite business activities and minimize operational and other risks, as well as enhance the Company's image.
Commitment and Target	Compliance with regulations, laws and policies.
Policy and Strategy	Execute compliance related to licensing and Intellectual Property Rights. In addition, we ensure that the company complies with applicable regulations and laws by developing clear policies, procedures and guidelines. In addition, we also conduct compliance monitoring and reporting, as well as handling violations.
Evaluation of Management Effectiveness	In the last three years, TelkomGroup has complied with applicable regulations, laws and policies. In the last three years, there have been no sanctions or fines related to non-compliance imposed on TelkomGroup.

Business Ethics

Essential to Manage	Good governance is the application of business ethics which is the basis of stakeholder trust and the Company's reputation.
Impact	The impact of this topic is related to the Company's integrity and image. Therefore, the Company requires all top management and Telkom personnel to comply with the anti-corruption policy. In addition, vendors and or other stakeholders who work together are also expected to support anti-corruption practices at Telkom.

[Table of Content](#)

Commitment and Target	There is zero tolerance for ethical violations and cases of corruption, graft, bribery or fraud.
Policy and Strategy	The Company has an anti-corruption policy that applies to all Telkom personnel without exception. To increase awareness of anti-corruption, periodic socialization, and awareness are carried out to all employees, which are also submitted in the monitoring and evaluation report to the Corruption Eradication Commission (KPK). TelkomGroup also runs a violation reporting system. In addition, TelkomGroup also implements the signing of integrity pacts, carries out gratification control, conducts ISO 37001:2016 Anti-Bribery Management System certification, and runs a whistleblowing system (WBS).
Evaluation of Management Effectiveness	<ul style="list-style-type: none"> ● Action against all reports of corruption, gratuities, bribery, and fraud cases in accordance with applicable regulations. ● Areas accessed by ISO 37001:2016 include Group Strategic Procurement, Human Capital Business Partner (Recruitment function), and Telkom Shared Service Center (Procurement Support & General Affair Unit, Network Procurement Operation, and IT & Others Procurement Operation). ● Throughout 2023, the number of complaints submitted to the WBS was 184. The number of complaints that qualified for processing was 28. ● There are no cases of corruption, gratification, bribery, or fraud.

Privacy and Data Security

Essential to Manage	For us, superior technology must be accompanied by trust and data security, and guarantees of customer data confidentiality as a form of ethical business.
Impact	The negative impact that needs to be managed from this topic is if there is a data leak or misuse by irresponsible parties. In addition, cybercrime also needs to be addressed. TelkomGroup always strengthens the security management system and improves cybersecurity.
Commitment and Target	<ul style="list-style-type: none"> ● No data breaches. ● Cybersecurity compliance and training.
Policy and Strategy	TelkomGroup has a management system and internal policies regarding data privacy and security. One of our commitments is to implement a data security management system that refers to ISO 27001 and has received certification which is valid until 2025.
Evaluation of Management Effectiveness	<ul style="list-style-type: none"> ● There were no material complaints and/or data leakage incidents in the reporting period. ● There was cyber security awareness training attended by 6,673 employees from all units.

[Table of Content](#)

SUSTAINABILITY PERFORMANCE

- 36 [Environmental: Value for the Planet \(Right Environmental Approach\)](#)
- 44 [Social: Value for the People \(Right People\)](#)
- 61 [Governance: Value Added Business \(Right Governance\)](#)

[Table of Content](#)

SUSTAINABILITY PERFORMANCE

Telkom has confirmed the sustainability pillar as the primary foundation for developing and implementing sustainability initiatives in the value chain. Telkom's sustainability performance achievements, including ESG and economic aspects, are expected to positively impact the company through sustainable business growth, added value for stakeholders, and support environmental conservation.

Environmental: Value for the Planet (Right Environmental Approach)



ECO-FRIENDLY WORK CULTURE

To build environmental awareness concern, Telkom implements an eco-friendly work culture. All employees are expected to participate so that this culture can have a positive impact on the environment and change the mindset to care more about environment. This is a manifestation of the implementation of Telkom Wellbeing which has been stated in PK.209.07.01/R.00/HK200/COP-A3000000/2022 regarding Telkom Wellbeing, where Environmental Wellbeing is one of the seven dimensions of Telkom Wellbeing. Not only employees, we also urge partners who carry out their activities in TelkomGroup operational area to support an eco-friendly work culture.

Some forms of activities that are implemented in the Company, namely:

1. Maximizing digitization and utilization of information technology systems to reduce paper usage.
2. Establish policies for the use and dissemination of information through online systems, such as online official memo, virtual meeting, shared files, online survey, and IT-based HR services.
3. Implementing a paperless system in sending invoice to customers.
4. The process of processing waste in several Telkom offices so that the waste can be recycled.
5. Implementing flexible working arrangement can be a form of reducing motor vehicle emission.

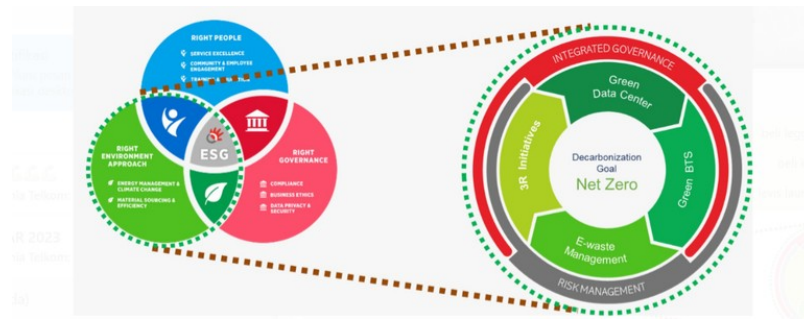
ENERGY AND EMISSIONS MANAGEMENT

Climate Strategy

The telecommunications sector is considered an industry with low pollution levels. However, Telkom active in carrying out initiatives to reduce its environmental footprint. We have implemented decarbonization initiatives, including energy reduction, energy management in data centers, waste management, resource efficiency, and using renewable energy sources to reduce carbon emissions.

To strengthen Telkom's commitment to support the government's target of achieving Net Zero Emissions (NZE) in 2060, Telkom designed a Climate Change Strategy framework that contains details of decarbonization activities. This framework was developed from Telkom's ESG Pillar - Right Environmental Approach.

[Table of Content](#)



To achieve NZE, Telkom has set baselines and targets for reducing electrical energy consumption and fuel, as well as managing electronic waste, which can contribute to reducing GHG emissions.

Emission Reduction Targets

Telkom has recently implemented GHG emission reduction initiatives as part of climate risk mitigation. Through these initiatives, in 2023, the GHG emissions produced reach 1,724,335.18 tons of CO₂eq, a decrease of 7% compared to 2022.

As climate challenges strengthen, TelkomGroup is taking strategic steps to improve ESG risk management, especially in dealing with the issue of climate change. In 2023, TelkomGroup has begun identifying risks and opportunities related to climate change that can impact the Company. This aligns with TelkomGroup's efforts to continually create sustainable value for stakeholders by considering climate aspects when preparing the Company's business and operational strategies.

TelkomGroup identifies and groups risks and opportunities related to climate change into two categories, namely physical and transition risks. This grouping of risks and opportunities related to climate change refers to the International Financial Reporting Standards (IFRS) S2, developed from the Task Force on Climate-related Financial Disclosure (TCFD) recommendations. In each category, the Company identifies several risks and opportunities that have occurred or have the potential to happen, as in the table below. However, in this first process, the Company only conducted a detailed study using climate scenarios for only one risk for each category.

Climate Related Risks and Opportunities Table

Type		Risk (R)/Opportunity (O)
Physical	Acutely Due to extreme weather events	<ul style="list-style-type: none"> • Extreme rain/flooding [R]* • Cyclone [R] • Forest fires [R] • Heatwave [R]
	Chronic Due to long-term changes in climate patterns	<ul style="list-style-type: none"> • Temperature rise [R]* • Increased precipitation [R] • Sea level rise [R] • Water stress (due to drought) [R]
Transition	Policy & legal Due to changes in emission reduction regulations	<ul style="list-style-type: none"> • Increased carbon price [R/O]* • Changes in energy costs due to energy regulation [R]
	Technology Due to the adoption of technologies and innovations that support emission reduction	<ul style="list-style-type: none"> • Renewable energy [O]* • Low carbon/green ICT technology [O]

[Table of Content](#)

Type	Risk (R)/Opportunity (O)
Market Due to changes in market prices and demand for high-emission commodities, low-carbon services and products	<ul style="list-style-type: none"> Material supply price change [R/O]* Changes in consumer preferences [R/O]
Reputation Due to shifting stakeholder perceptions and expectations of climate action	<ul style="list-style-type: none"> Reputation impact meets stakeholder expectations* [R/O]

Remarks:

* TelkomGroup conducts climate risk analysis on several climate-related risks and opportunities understand that there are various other climate-related risks/opportunities that can affect the Company's business. The risks/opportunities presented in the table refer to climate-related risks and opportunities that will be analyzed in more depth in the analysis of climate scenarios in the current reporting period.

The results of this analysis are important for TelkomGroup to strengthen the Company's business resilience. In line with TelkomGroup's commitment to continue transforming sustainability efforts, TelkomGroup is also carrying out systematic climate change mitigation and adaptation, as stated in TelkomGroup's ESG strategy.

Climate-related Disclosures Comply with International Standards

TelkomGroup is aware of stakeholders' aspirations and expectations regarding the increasing climate change issues. For this reason, TelkomGroup, for the first time, created the **2023 Telkom Indonesia Climate Risk Report**, which presents structured climate disclosures referring to IFRS S2, which was built from TCFD recommendations.

Governance	Strategy	Risk management	Metrics and targets
Processes, controls and procedures to manage, monitor and supervise climate-related risks and opportunities.	Corporate strategies to manage climate-related risks and opportunities.	The process of identifying, assessing, prioritizing and monitoring climate-related risks and opportunities, including integration into the Company's risk management.	The Company's performance is related to climate-related risks and opportunities, as well as targets.

For further information regarding the 2023 Telkom Indonesia Climate Risk Report, you can see the ESG menu on the Telkom website https://www.telkom.co.id/sites/about-telkom/en_US.

Energy Management [302-1] [302-2] [302-3]

The most significant energy consumption in telecommunications industry is in data center, where electricity consumption for cooling the data center will be very large. Apart from that, for Telkom another significant energy use comes from fuel oil (BBM) consumption. In 2023, the Company recorded total energy usage reaching 7,308,845 GJ with an energy use reduction reaching 708,878 GJ compared to 2022. Factors that influence fluctuations in energy consumption include a decrease in fuel consumption.

Energy Consumption	Energy Consumption		
	2023	2022	2021*
	Gigajoule (GJ)		
Electricity Consumption	7,062,896	7,523,271	7,099,544
Fuel Consumption	245,950	494,453	408,006
Total Energy Consumption	7,308,845	8,017,723	7,507,550

In 2023, there was a decrease in electricity consumption of 6.1% from the previous total consumption of 2,087,797,798 kWh in 2022 to 1,961,915,432. This decrease was caused by a significant reduction in consumption from BTS, starting to switch to energy-saving BTS and using EBT.

[Table of Content](#)

Electricity Consumption			
Electricity Consumption	2023	2022	2021
	kWh		
Fixed Network (STO)	282,953,999	286,640,402	280,779,670
Cellular Network (BTS)	1,477,828,063	1,644,933,633	1,555,857,416
Operational (Buildings)*	109,690,516	72,934,383	53,447,585
Data Center	91,442,854	83,288,958	82,010,821
Data Center Telkom Data Ekosistem	87,008,410	81,251,380	73,964,687
Data Center Telin in Hong Kong**	2,644,994	2,345,578	6,512,534
Data Center Telin in Timor Leste	1,789,450	1,692,000	1,533,600
Total Electricity Consumption	1,961,915,432	2,089,797,376	1,972,095,492

Remark:

* Buildings which managed by Telkom Property.

** Restatement due to changes in electricity conversion measuring instruments at Telin Hongkong.

Most of our operational needs, including BTS, STO, data center and vehicle fleet, are accommodated using fuel oil (BBM). In 2023, TelkomGroup recorded fuel usage of 6,831,934 liters, a decrease of 50.3% compared to the previous year. This decrease was caused by the increase in the use of energy efficient BTS that use EBT.

Fuel Consumption			
Fuel Consumption	2023	2022	2021
	liters		
Fixed Network (STO)	466,395	575,475	952,913
Cellular Network (BTS)	± 3,369,892	±11,437,661	±8,396,831
Operational Vehicle*	2,958,557	1,691,921	1,953,809
Telkom Data Ekosistem Data Center	31,090	17,735	19,954
Telin Data Center in Timor Leste	6,000	12,000	10,000
Total Fuel Consumption	± 6,831,934	±13,734,792	±11,333,507

Remark:

* Vehicle which managed by Telkom Property.

Energy Reduction Initiative [302-4]

Energy management is carried out to increase the efficiency of energy use every year. Telkom's initiative to optimize electrical energy, namely:

1. Use of LED light and cooling system management in office buildings.
2. Use of reflective glass with a thickness of 6 mm in some office buildings thereby reducing incoming heat.
3. Using a lighting zoning scheme, namely differentiating the lighting ignition area as needed so as to save energy.
4. Implement lighting operating schedules and automatic devices to save electricity consumption without disturbing the comfort and safety of building users.
5. Using a collection of capacitors (capacitor bank) to optimize electricity use.
6. Educating employees to save energy.
7. Placing warning boards and stickers in various strategic locations to remind employees to save electricity and water.
8. Implementation of the Energy Management Workshop supporting Telkom's Energy Efficiency Care Movement (GePEE).
9. Operational management of building mobilization equipment (Lifts) to control building occupant traffic hours.
10. Setting the office room temperature at 25° – 27° Celsius and changing the environmentally friendly refrigerant.
11. Implementation of a solar energy trial program at the Telkom Data Ecosystem.
12. Implement a containment system to separate cold and hot aisles in the data center so that cold and hot air do not mix so that the cooling system can be optimal and efficient.

On the fixed network, efforts have been made to support energy reduction by means of:

1. Optimization of the conditioning device room system to increase the reliability of cooling system (AC) and electrical energy efficiency by using an inverter system that saves electricity consumption.
2. Revitalization of obsolete and inefficient devices with devices with efficiency levels greater than 90%.

[Table of Content](#)

3. Use of solar panel systems at 207 sites Telkomsel and 623 sites Mitratel.
4. Enhancement cooling system in the data center.

In addition to electrical energy, we use energy from fuel oil (BBM). So far, Telkom has been trying to reduce fuel consumption through several initiatives, namely:

1. During STO operations, generator capacity optimization is carried out for efficiency in diesel fuel consumption by adjusting generator capacity to load capacity.
2. Use of energy efficient and environmentally friendly technology for BTS operations.
3. Build a Smart Energy Management Systems that aims to obtain energy saving opportunities in office buildings.
4. Utilizing renewable energy from rooftop solar power for some viable buildings.

On the other hand, our Subsidiary, namely Telin is assessed periodically by an independent agency referring to ISO 50001:2018 and SS 564 Part-1:2013, manages data center energy use through several efforts, namely:

1. Use of Internet of Things (IoT) concept through sensor power for non-IT electronic, such as automatic light adjustment that is affected by time/hours.
2. Use of Diesel Rotary Uninterruptible Power Supply (DRUPS) technology for backup power sources (*genset*). This technology replaces the use of batteries which produce a lot of chemical effects on the environment.

Green Data Center

In TelkomGroup's operational activities, it was identified that the most significant energy use came from data center management managed by our subsidiary, namely PT Telkom Data Ekosistem (NeutraDC). We reduce data center energy consumption by adjusting the temperature and humidity of cooling devices to maintain power usage effectiveness (PUE) at average and efficient levels.

NeutraDC took the initiative to decarbonize through the Green Data Center program which includes several efforts, including:

1. Efficient cooling solutions realized through investments in innovative cooling technologies, such as direct-to-chip liquid cooling and discretionary cooling, to optimize energy use and minimize water consumption.
2. Implement AI-based energy management to increase energy efficiency and reduce operational costs.
3. Implement green building designs by ensuring infrastructure with minimal waste and energy efficiency

New and Renewable Energy Use [302-1; 302-4] [TC-TL-130a.1]

Energy management is a strategic approach to achieving optimal efficiency in using energy resources and simultaneously reducing environmental impacts through reducing greenhouse gas (GHG) emissions. Since 2016, Telkom has utilized renewable energy sources, namely solar energy (solar cells) and (fuel cell) technology, in a managed BTS called Green BTS.

Utilization of Solar Cells		
	2023	2022
	830 sites	791 sites
	7,332.65 GJ	6,103.65 GJ

Utilization of Fuel Cells		
	2023	2022
	25 site	31 site
	39.7 GJ	55.3 GJ

[Table of Content](#)

Emission Produced [305-5]

Our emissions come from various TelkomGroup operational activities (electricity and fuel consumption). In 2023, TelkomGroup's operational activities has produce GHG emissions of 1,724,335.18 tons of CO₂eq, experiencing an decrease compared to the GHG emissions produced in the previous year. This reduction in GHG emissions occurred because it was influenced by reducing fuel consumption using energy-saving equipment sourced from EBT, especially at BTS.

GHG Emission Produced [305-1][305-2]			
Description	2023	2022	2021*
ton CO ₂ eq			
Emission from Electricity Consumption	1,705,940.75	1,817,273.31	1,714,250.44
Emission from Fuel Consumption	18,394.43	36,825.69	30,407.57
Total Emission Generated	1,724,335.18	1,854,099.00	1,744,658.01

Remark:

* Restatement.

To balance the impact of emissions, we implement various efforts to reduce greenhouse gas emissions. These steps include multiple initiatives, such as implementing savings in electrical energy use, namely by using LED lights and energy-efficient HVAC systems in office buildings.

WATER MANAGEMENT

To manage environmental impacts, we pay great attention to water use management in the office buildings in which we operate. In 2023, the volume of water use reach 1,518,789 m³, an increase of 3% from the previous year. This change was caused by the rise in the number of occupants in several buildings and the boiling weather factor of El Nino globally throughout 2023.

Water Consumption [303-5]			
Description	2023	2022	2021
	m ³		
Water Consumption*	1,518,789	1,472,761	1,327,897

Remark:

* The source of water consumed comes from Perusahaan Daerah Air Minum (PDAM) or Regional Drinking Water Company and data presented comes from buildings managed by Telkom Property.

TelkomGroup also educates employees about responsible water use as part of its environmental commitment. We also implement water conservation initiatives to support our commitment to the environment. For example, we carry out wastewater recycling management, namely using condensation wastewater from (Air Handling Unit) AHU as a medium for air conditioning and watering plants in the building yard.

BIODIVERSITY PRESERVATION

Telkom's active in efforts to preserve biodiversity as part of environmental responsibility, even though Telkom does not have operational areas in conservation areas. By collaborating closely with related institutions and communities, the company emphasizes its commitment to protecting the environment and contributing positively to maintaining the balance of the surrounding ecosystem.

In 2023, a series of initiatives related to biodiversity were carried out, including:

1. Planting 45,500 mangrove trees on an area of 45 ha.
2. Rehabilitation of 3,920 coral reefs at 3 location points.
3. Planting 62,150 trees in 10 locations.
4. Synergy of environmental care programs with 83 communities from the public, residents around conservation areas, members of nature lovers, environmental organizations, and representatives of Telkom employees.

[Table of Content](#)

WASTE MANAGEMENT [306-2]

Electronic devices, packaging, and paper are solid wastes our operations generate. A series of programs and ongoing efforts have been used consistently to manage waste by providing some waste to external parties for them to take care of. TelkomGroup provides solid waste (organic and non-organic) to the local government Cleaning Service, while solid electronic waste is handed over to third parties with management permits.

In 2023, TelkomGroup recorded waste generated at 108,556.6 tons, increasing 342.6 ton from the previous year. The increase may occur due to the company can increase the device's efficiency to increase the number of customers.

Description	B3 and Non-B3 Waste [306-3]		
	2023	2022	2021
	ton		
E-waste	20.7	18.1	15
Non-E-waste	108,535.9	108,195.9	106,931.2
Total Waste	108,556.6	108,214.0	106,946.2

In our operations, electronic waste (e-waste) is obsolete customer devices. Telkom has carried out product end-of-life management for IT hardware such as computers, servers, and routers, including in CPE. Devices that were still usable kept as temporary replacements or emergency backups. The device was stored pending a management decision if it cannot be used. In addition, Telkom actively filters and repairs electronic waste so that it can be used as an educational resource for people in need. [TC-TL-440a.1]

Withdrawn CPE and Its Management [301-3]						
CPE Type	Unit	Treatment Method	2023	2022	2021	
Modem (ONT)	Unit	Reuse Utilization	183,173	278,776	427,900	

Another effort to reduce the generation of solid waste from product is to reduce the size of the physical card to 3-in-1 for new SIM card starter pack and physical voucher. Meanwhile, through Go Digital Channel program, Telkom changed physical voucher to electronic ones to reduce waste generation. In addition, this program not reduce the solid waste of physical voucher but also support the reduction of printing, logistic/storage, and distribution cost.

In order to reduce the use of materials that can only be used once, Telkom switched to using applications, while the features provided by Telkom are tailored to customer needs. Telkom also launched the Eduvice program to increase public awareness about overcoming climate change. This program asks employees to put personal electronic waste in the main office's electronics box to reduce electronic waste. This waste is processed into value-added goods by waste management partners. Telkom also teaches vocational school students to repair electronic devices and reduce waste.

Eduvice Device Distribution	
2023	2022
71 Eduvice device	191 Eduvice device
↓	↓
10 beneficiary group	12 beneficiary group

[Table of Content](#)

ENVIRONMENTAL INITIATIVES INVOLVING EXTERNAL PARTIES

TelkomGroup's commitment to preserving the environment and realizing climate resilience is not only carried out within the operational scope. Through implementing social and environmental responsibility programs, we involve stakeholders in environmental conservation actions.

Program Bresih

Telkom runs the Bresih Program in Teksongo Village, Magelang, Central Java. The action carried out in this program is providing waste management training. Through this program, now the people of Teksongo Village are actively sorting waste independently so that it is then processed and handed over to the waste bank. The average amount of waste collected per day is around 825 kg, which means we can reduce the release of GHG emissions by around 0,24 ton CO₂eq from waste.

Teksongo Village Integrated Waste Management

Telkom collaborated with the Teksongo village community carrying out waste management using recycling methods. A total of 700 kg was recycled into liquid fertilizer, biogas, and magot. The potential for reducing GHG emissions from this program is 0.24 tons CO₂eq. Telkom also assisted with disposal facilities and waste shredding machines at 14 locations across 7 provinces.

[Table of Content](#)

SOCIAL: VALUE FOR THE PEOPLE (RIGHT PEOPLE)



CUSTOMER AS MAIN PRIORITY

Motto "EXIST", is the spirit that underlies every step we take in developing our business and providing the best for customers. We are committed to ensuring customer satisfaction by providing products and services that provide solutions for them, as well as maintaining service quality standards to provide an optimal customer experience. Apart from that, we also continuously develop products and services that can contribute positively to ESG aspects.

Number of Telkom Product Users[TC-TL-000.A, TC-TL-000.B, TC-TL-000.C]

Consumer

Fixed voice, fixed broadband, IP-TV, and digital services.

10,049 million IndiHome fixed broadband customers

Mobile

Cellular legacy services (voice and SMS), mobile broadband, as well as mobile digital services including IoT, big data, financial services, VOD, music, gaming, and digital advertisement.

159,3 million cellular customers

7,5 million postpaid customers

151,8 million prepaid customers

127,1 million mobile broadband customers

Enterprise

ICT and platform services that include connectivity, IT services and cloud, business process outsourcing, devices, satellite business, digital services and adjacent services, such as e-health services and ATM management.

524 SOEs, MOCs, and Public Service Agencies customers

1,694 Private customers

618,854 MSE customers

714 Government Institution customers

Wholesale and International Business

Domestic and international wholesale traffic, network, and digital platform and services as well as tower, data center, and managed infrastructure and network.

7 other licensed operator (OLO) customers

382 internet service provider customers

26 transponder & closed user group customers

593 global partner customers

Others

Digital services such as digital platform, digital content, e-commerce for B2B, and property management in view to fully utilize Telkom's property assets throughout Indonesia.

17.7 million active users of digital music (RBT, music streaming, dan *Langit Musik*)

15.6 million paying users of digital games

10.5 million paying users of digital edutainment (OTT Video)

Telkom carries out business development with a customer-oriented focus. From the planning stage to launch, we ensure that each product not only meets quality standards, but also has a positive impact on our customers' daily lives. By embracing technological advances and armed with a deep understanding of local needs, TelkomGroup will continue to develop innovative solutions that can respond to the development and acceleration of digital telecommunications.

[Table of Content](#)

Telkom always ensures that the product marketed have been checked and gone through a safety evaluation process for use and the wider community. The electronic device accompanying our product and service have also met the requirement that apply in Indonesia regarding a proper level of security for customer. In addition to aspect of product and service safety, TelkomGroup runs Telkom Integrated Quality Assurance (TIQA) program as a form of guarantee for product and service to consumer. TIQA provides after-sales guarantee and implement customer service policies that focus on service delivery, service assurance, and measuring service quality. Until now, there have been no product recall for reason of security risk that could harm consumer.

Creating the Best Service Experience

Creating the best service experience has become the main key for TelkomGroup in its efforts to maintain customer satisfaction. We are fully aware that positive experiences in interacting with our services can shape customers' opinions of our company. Therefore, we have focused our efforts on providing customers with a memorable experience, from the first time they come into contact with us through every subsequent interaction.

Before a customer files a complaint, we have implemented corrective measures aimed at reducing incidents of disruption, speeding up the problem resolution process, and preventing recurrence of the problem. Efforts are made by:

Proactive	Preventive	Predictive
namely repairing or solving problem before customers feel disturbed (report) by utilizing Big Data.	namely minimizing the potential for interference from the start of several indications that appear.	namely preventing interference from design and with the utilization of Big Data, Artificial Intelligence, and Robotic Process Automation (RPA).

We continually improve services to customers is also realized through various programs that was designed to improve service quality on an ongoing basis. Every program created is directed at supporting the customer experience in various aspects of interaction with us. From increased technical support to easier access to information, we strive to ensure that each of these programs can provide significant added value for our customers.

Telkom Customer Service Program		
Preventive and Proactive	After-sales warranty	Customer Service
namely efforts to prevent disruption that occur to customer through preventive and proactive activities so that any potential disruption can be followed up before the customer report.	which is a program implemented to ensure compliance with after-sales service standard.	<ul style="list-style-type: none"> - Service Delivery - Service Assurance - Measurement of Service Quality using Service Quality Index

Download Speed [TC-TL-520a.2]

Customer satisfaction is influenced by their experience using our products and services, one of which is related to internet speed. We strive to provide a stable and fast internet network. The following is Telkom's average internet speed data:

Description	Average Download Speed		
	2023	2022	2021
	Megabits per second (Mbps)		
Telkom Server	33.38	28.09	23.60
All Server	31.43	25.79	21.88
All Server (Exclude Telkom)	28.88	22.37	19.82

[Table of Content](#)

Network Interruption Management

Generally, the disruptions we constantly handle cover various aspects, such as network quality fluctuations. In dealing with these various types of disruptions, we have developed a holistic and sustainable approach to ensure smooth service for customers. In 2023, there were fluctuations in the percentage of disruptions that affect customer comfort due to various factors including mass disturbance. In addition, the average time required to resolve this problem is around 6.18 hours.

Description	Disruption Trend [TC-TL-000.D]		
	2023	2022	2021
	% Disturbed customers		
Q Disruptions(*)	2.88	3.59	5.12

Remark:

(*) Q disruptions represent the number of disrupted customers per 100 customers in a 30 day measurement period.

Description	Mean Time to Repair		
	2023	2022	2021
	Hour		
Mean Time to Repair	6.18	6.2	8.5

We continually improve the customer experience on an ongoing basis, one of the efforts being made is to seek customer feedback and then act on it actively. We are carrying out continuous improvement through the Close-the-loop Program, by caring for and solving customer pain point/negative voice of customer to improve customer experience (Corrective).

In addition, we strive to improve the quality of company interaction with customers on an ongoing basis through digital touch point, namely myIndiHome (for Consumer segment), MyCarrier (for Wholesale segment), and MyTEnS (for Enterprise segment). This step aims to ensure that our customers have better access to our services and interact more efficiently with them.

Measuring Net Promoter Score (NPS) and Handling Customer Complaints

Telkom adopted the Net Promoter Score (NPS) metric to get an accurate picture of customer voice at any given time. These NPS results provide valuable feedback that guides continuous improvement in our customer experience and ensures that the improvement steps we take are aligned with customer needs.

Customer Experience Net Promoter Score	NPS TelkomGroup Year 2022-2023			
	2023		2022	
	2H 2023	1H 2023	2H 2022	1H 2022
Telkom	56	57	55	51
Point Increase	-1	2	4	2

Customer Experience Net Promoter Score	NPS Consumer Year 2022-2023			
	2023		2022	
	2H 2023	1H 2023	2H 2022	1H 2022
Telkom (Consumer)	47	35	30	26
Point Increase	12	5	4	3

Customer Experience Net Promoter Score	NPS Enterprise Year 2022-2023			
	2023		2022	
	2H 2023	1H 2023	2H 2022	1H 2022
Telkom (Enterprise)	65	73	66	65
Point Increase	-8	7	1	5

[Table of Content](#)

NPS Wholesale Year 2022-2023

Customer Experience Net Promoter Score	2023		2022	
	Telkom (Wholesale)	73		64
Point Increase	9			9

Remark:
NPS WIB measurement is carried out once a year.

NPS Mobile (Telkomsel-Mobile) Year 2022-2023

Customer Experience Net Promoter Score	2023		2022	
	2H 2023	1H 2023	2H 2022	1H 2022
Mobile (Telkomsel-Mobile)	49	53	54	50
Point Increase	-4	-1	4	1

On the other hand, we are available around the clock (24/7) to serve our customers, allowing them to raise complaints or questions at any time. TelkomGroup has provided a complaint channel tailored to user needs. In this regard, we carefully accommodate users with a variety of methods to convey their feedback.

Mobile customer complaints, can be submitted via:

Telkomsel Virtual Assistant at tsel.me/veronika	Call center "Caroline" on number:
Twitter & Instagram @telkomsel	188 (24 hours x 7 days) for postpaid (free) and prepaid (Rp300) subscribers
e-mail : cs@telkomsel.co.id	+628110000333 from Overseas
	Nearest GraPARI

Individual customer complaints, can be submitted via:

Application: myIndiHome.
 Facebook: @IndiHome
 Instagram: @IndiHome
 Twitter: @IndiHome
 Complaint facility via web chat at www.indihome.co.id
 e-mail: customer@telkom.co.id
 Call Center: 147
 Telkom Plasa

Corporate customer complaints, can be submitted via:

MSME CUSTOMERS	CORPORATE CUSTOMERS AND GOVERNMENT INSTITUTIONS	WHOLESALE AND INTERNATIONAL CUSTOMERS
0800-1835566 and e-mail tele-am@telkom.co.id	08001 Telkom or 08001035566	OLO Care Center: 0800-1444-777
Facebook: @Smartbisnis	e-mail: c4@telkom.co.id	e-mail: occ@telkom.co.id
Twitter: @Smart_Bisnis	Facebook: @TelkomSolutionID	LinkedIn: Telkom DWS Official
	Twitter: @TelkomSolution	Facebook: @dwstelkom @neuentrix
		Instagram: @dws_tekom @neuentrix
		Twitter: @neuentrix

[Table of Content](#)

Customer Satisfaction Survey

We continue to strive to collect feedback from customers regarding the services we have provided through this means. We carry out this step annually as part of our commitment to maintaining service quality and better understanding our customers' needs.

Customer Satisfaction Survey			
Customer Satisfaction and Loyalty Survey (CSLS)	2023	2022	2021
	%		
Consumer			
Customer Satisfaction Index (CSI)	7.46*	89.97	89.38
Enterprise			
Customer Satisfaction Index (CSI)	94.90	97.70	97.90
Customer Loyalty Index (CLI)	90.40	95.10	94.30
Customer Dissatisfaction Index (CDI)	0.50	0.90	0.40
Wholesale			
Customer Satisfaction Index (CSI)	91.52	87.33	83.4
Customer Loyalty Index (CLI)	77.69	87.14	83.1
Customer Dissatisfaction Index (CDI)	1.09	0.0	0.60
Mobile			
Customer Satisfaction Index (CSI)	7.57*	7.56*	7.53*

Remarks: (*) 1-10 Scale

(*) There was a change in the assessment method in 2023.

HUMAN RESOURCES MANAGEMENT

Human resources (HR) have a significant role in business continuity and long-term growth. To build quality human resources, we carry out employment practice based on international business regulation and norm. At the end of 2023 period, TelkomGroup was recorded as having 23,064 employees, consisting of 7,469 employees from parent company and 15,595 employees from Subsidiary companies, with 99% or 22,863 from the total of TelkomGroup employees located in Indonesia and 1% or 201 employees located outside country.

Description	Number of Telkom' Employees 2023 per Category [2-7]		
	2023	2022	2021
people			
Employee Based on Gender			
Men	4,709	5,887	5,996
Women	2,760	3,032	2,793
Total	7,469	8,919	8,789
Employee Based on Age			
Age > 45 years old	3,075	3,941	4,295
Age range 30 - 45 years old	2,269	2,408	2,069
Age < 30 years old	2,125	2,570	2,425
Total	7,469	8,919	8,789
Employee Based on Education Level			
Pre College	779	1,036	1,141
Diploma	437	607	666
Bachelor	4,628	5,485	5,205
Postgraduate	1,625	1,791	1,777
Total	7,469	8,919	8,789
Employee Based on Employment Status			
Permanent Employee	6,960	8,173	8,073
Professional	299	404	410
Rehire	-	284	252
Retirement Preparation Period	84	37	33
Study Assignment	126	21	21
Total	7,469	8,919	8,789
Employee Based on Position			
Senior Management	122	139	136

[Table of Content](#)

Description	2023	2022	2021
	people		
Middle Management	2,645	2,994	2,988
Supervisor	3,653	4,436	4,434
Others	1,049	1,350	1,231
Total	7,469	8,919	8,789

Employee Turnover [401-1]

In 2023, Telkom recorded an employee turnover rate of 6.81%, higher than last year of 5.94%. From these numbers, employee retention at TelkomGroup is higher cause:

Employee Turnover			
Description	2023	2022	2021
Total of Telkom employees	7,469	8,919	8,789
Total of employee turnover	509	530	1,150
Job transfer by choice	12	56	55
Become a Director of SOE or Government official	0	1	2
Discipline violations	1	1	6
Retired	475	436	1,022
Pass away	21	36	65
Percentage of Turnover (%)	6.81	5.94	13.08

Employee Turnover by Age and Gender						
Description	2022		2021		2020	
	Men	Women	Men	Women	Men	Women
a. Age < 30 years old	5	2	14	19	27	7
b. Age range 30-50 years old	9	4	22	14	15	16
c. Age > 50 years old	437	52	398	63	932	153
Sub Total	451	58	434	96	974	176
Total	509		530		1,150	

Diversity, Equality, and Equal Opportunity

From recruitment to retirement, Telkom provides equal opportunities to all employees regardless of ethnicity, religion, race, social status, and gender. Therefore, Telkom strives to develop a comfortable working environment for women and men, including employees with disabilities. Telkom has a Collective Labor Agreement (CLA) that regulates the rights and obligations of all (100%) Telkom employees.

TelkomGroup provides opportunities for all Indonesian citizens (WNI) to have career at Telkom. There is no child labor or forced labor at Telkom. The minimum age for Telkom employees is 18 years. In 2023, Telkom hired 52 women and 64 men employees.

Recruitment of Employees by Age and Gender of Telkom [401-1]							
Description	2023		2022		2021		
	Men	Women	Men	Women	Men	Women	
Age range 18-25 years old	22	31	128	190	228	270	
Age range 26-30 years old	23	13	147	112	74	35	
Age > 30 years old	19	8	10	9	0	0	
Sub Total	64	52	285	311	302	305	
Total	116		596		607		

[Table of Content](#)

We also provide opportunities for people with disabilities to work at TelkomGroup. We collaborate with the Education Fund Management Institute (LPDP) and several universities in recruiting employees with disabilities. Until the end of 2023, TelkomGroup has 19 employees with disabilities consisting of 68% men and 32% women employees. Employees with disabilities who work at TelkomGroup consist of the physically impaired, deaf, blind, and speech impaired who are placed in call center, admin, finance and human capital, sales, teaching, network access, planning and performance, IT platform, and digital business.

Description	Number of Disabled Employees		
	2023	2022	2021
	people		
Employee Based on Gender			
Men	13	6	3
Women	6	5	3
Total	19	11	6
Employee Based on Age			
Age <25 years old	4	2	2
Age range 26 - 40 years old	14	8	3
Age > 40 years old	1	1	1
Total	19	11	6
Employee Based on Employment Status			
Permanent Employee	19	11	6
Contract Employee	0	0	0
Total	19	11	6

Remark: Target: 0,43% Disabled Employees by 2023 (Realization: 0,39%)

For diversity, especially at the managerial level, we have 4,709 male employees and 2,760 female employees, which are as many as 829 female employees and 1,938 male employees occupy managerial positions.

Description	Number of Employees by Managerial Position and Gender of Telkom [405-1]					
	2023		2022		2021	
	Men	Women	Men	Women	Men	Women
Band I	104	18	126	13	126	10
Band II	480	79	549	88	550	79
Band III	1,354	732	1,602	755	1,684	675
Sub Total	1,938	829	2,277	856	2,360	764
Total	2,767		3,133		3,124	

Work Time

Telkom provides flexible working arrangements, or what is called Flexible Working Arrangement/FWA, which consists of Working from Anywhere (WFA), Working from Office (WFO), and Hybrid (WFO-WFA). A slightly different term is Working from Anywhere (WFA), which is the implementation of an employee's way of working approved by the superior, consisting of the employee's residence or other location within a 50 km radius from the main office in the work location area.

In accordance with statutory regulations, FWA's working hours are a maximum of eight hours per day, and they are equipped with flexibility in starting work times. The success of FWA is supported by the availability of the HC Super Apps information system, which can be monitored directly by superiors to monitor work productivity and employee discipline.

[Table of Content](#)

Remuneration [401-2][405-2]

We provide remuneration for all employees using the 3P + 1L principle, namely pay for the person (according to required competencies), pay for the position (according to the level of responsibility and accountability), pay for performance (according to performance in achieving targets, including ESG performance achievements), and pay for location (according to the city of work location). Therefore, employee remuneration at the lowest to senior management level is the same for male and female employees. In accordance with the pay-for-location principle, remuneration refers to the Provincial Minimum Wage (UMP) regulations. The provision of employee remuneration at the lowest level is above the UMP.

Leave Rights

We provide employees with 12 days of annual leave. We also offer parental leave, which includes 7 days of paid paternity leave and 3 months of paid maternity leave for women employees, which can be taken before and after childbirth. Additionally, there is a 45-day leave for performing Hajj, a long leave every 3 years for up to 45 days, and a maximum of 7 days for urgent reasons.

Description	Parental Leaves [401-3]	
	2023	
	Men	Women
Employees who are entitled to parental leave	3,902	1,810
Employees taking parental leave	90	174
Employees returning to work after parental leave	90	145

Employee Performance Measurement [404-3]

Every year, employees take part in an individual performance measurement and assessment process. Performance measurement and assessment at Telkom is carried out using 2 (two) methodologies, namely:

1. Hybrid KPI-OKR, as a method used to calculate Individual Performance Values (NKI) based on the achievement of Objective & Key Results (OKR) in line with the Key Performance Indicator (KPI) unit; And
2. Competency & Behavior Appraisal (CBA) as a method used to assess the Competency (Leadership and Technical) and Work Behavior of each Employee through Multi-rater Assessment (360° feedback), Supervisor Assessment, Knowledge Test, and other relevant parameters.

The results of the Performance Measurement in the form of Individual Performance Values (NKI), Competency Values, and Work Behavior Values for each employee are used to manage Human Capital such as career, competency development, and giving rewards in the Company.

Pension Program [201-3, 404-2]

The pension program applies to all permanent employees at TelkomGroup. TelkomGroup includes its employees in the Defined Benefit Pension Program (PPMP) for employees who joined Telkom before July 1, 2002, and the Defined Contribution Pension Program (PPIP) for employees who joined after July 1, 2002. These two programs do not apply to Directors.

Employee contribution to the PPMP program is 18% (8.4% before March 2003). Until the end of 2023, Telkom's contribution to PPMP is Rp1,635 billion. Meanwhile, PPIP is managed by the Financial Institution Pension Fund (DPLK), with the provision that the Company's contribution to DPLK is calculated based on a certain percentage of employee salaries. The Company's contribution to PPIP to DPLK for 2023 is Rp50 billion.

Telkom also provides retirement training. The training programs offered are related to psychological, spiritual, and welfare programs according to needs, as well as workshops with functional themes for employees entering retirement. In 2023, there were 687 employees participating in retirement training.

[Table of Content](#)

Apart from retirement training, 2 batches of financial planning for millennials were also held with 139 employees participating, namely training for employees with a maximum age of 35 years as a form of preparation for retirement readiness from a financial perspective, which cannot be fulfilled instantly (retirement awareness from an financial perspective).

Freedom of Opinion

Telkom guarantees freedom of opinion and association for all employees. Until the end of 2023, there were 5 workers' unions as a forum for aspirations for employees, namely::

1. *Serikat Karyawan* Telkom Indonesia (SEKAR TELKOM);
2. *Serikat Pekerja* Telkomsel (SEPAKAT);
3. *Serikat Pekerja* Infomedia Nusantara (SPIN);
4. *Serikat Pekerja* Metra Digital Media (*Serikat Pekerja* Digital or SPMD); and
5. *Serikat Karyawan* Graha Sarana Duta (*Serikat Pekerja* Graha Sarana Duta or SKATA).

Other media that can be used by employee to express their opinion, criticism, and suggestion to the company, namely e-mail, telephone, message via WhatsApp Chat, and Telegram.

Facilities

We are committed to equality for both female and male employees and disabled and non-disabled employees. Telkom has issued a Respectful Workplace (RWP) policy, which shows the Company's commitment to providing a harmonious, respectful workplace that protects human dignity, free from discrimination, violence, and harassment.

This is also supported by special facilities provided for disabled and female employees so that they can keep their activities within the TelkomGroup environment. Telkom offices are equipped with several facilities to support the work of disabled employees, such as lift access, room entry access, workspace access, roads & parking.

We also provide transfer rights at your request (APS) or job transfer by choice to join and live in the same city as your family without resigning. Apart from that, we also provide several facilities such as child care facilities, namely Telkom Daycare and a lactation room, which support calm work for employees of productive age.



In 2023, Telkom Daycare has become the first daycare facility in Indonesia to be awarded the highest rating of Taman Asuh Ceria Anak (TARA) certification by the Ministry of Women's Empowerment and Child Protection of the Republic of Indonesia (KemenPPPA RI).

[Table of Content](#)

Employee Competency Development [404-1, 404-2]

Telkom involves its employees in a competency improvement program on an ongoing basis every year. All levels of positions, both female and male employees, can implement this program—increasing competency using e-learning systems. The modules in the e-learning system are regularly updated according to the needs of employees and the Company. Telkom also has a knowledge repository that employees can access to improve the independent learning system.

Apart from that, competency development is also realized in workshops held internally involving external institutions and professionals. Telkom also sends its employees to attend external seminars by government institutions and private parties.

In 2023, Telkom spent Rp186 billion for employee training activities. 5,580 employees participate in various trainings with 1,019,700.80 hours of training a year. The total training hours for the Telkom Parent employee category is 864,573.6 hours and for the Subsidiaries category 154,947.2 hours. The average training hours per employee was recorded at 65.16 hours.

Telkom Employee Training Data Based on Gender [404-1]

Description	2023		2022		2021	
	Men	Women	Men	Women	Men	Women
Certification Training	549	313	620	334	2,663	1,077
Leadership Development Program	140	51	428	231	430	331
Regular Training	2,870	1,657	7,216	3,886	8,990	4,896
Total	3,559	2,021	8,264	4,451	12,083	6,304

In 2023, Telkom involved the Board of Directors and Board of Commissioners in training related to sustainability aspects, with the topic 5 Bold Moves Upskill and Reskill.

Education Priority Program

Telkom has a scholarship program for its employees who wish to continue their education at the master's and/or doctoral level through the Great People Scholarship Program (GPSP). The company provides this long-term program to retain employees. In 2023, 98 employees continued their education abroad, and no employees continued their education at domestic universities.

Digital Talent Readiness[404-2]

Currently, we are in an era of rapid technological development. Therefore, adequate digital talent is needed in terms of competency and number. Telkom has a Digital Talent Readiness program that develops employees' digital capabilities. Capability development is carried out by developing soft skills related to Digital Mindset and behavior and technical skills through innovation programs, digital project-based, and certification related to digital skill needs. Apart from that, TelkomGroup is also developing a program so digital talent can transfer knowledge. Until the end of 2023, Telkom has digital talent of 4.033 people or 17.18% of total employees. The digital talent figure reaches 109% of the digital talent targeted in 2023, namely 3,700 people. In the future, Telkom is targeting digital talent by 2026 to reach 5,722 people.

Not only internally, Telkom is also trying to encourage the growth of digital talent in Indonesia. Telkom has a digital learning platform that all BUMN, namely Pijar Mahir, can access. This platform is also a form of Telkom's support for the BUMN Ministry's efforts to develop a global standard digital ecosystem and talent within the BUMN environment. Through Pijar Mahir, digital skills can access learning materials through videos, reading materials, quizzes, and others. This collaboration hopes to create 200,000 SOE digital talents by 2024.

[Table of Content](#)

Digistar

Digistar is another effort from Telkom to prepare digital talent. Digistar forms and develops future digital talent, so they are ready to enter the world of work while closing the gap between the number of digital skills and industry needs. Through the Digistar program, Telkom incubates young talents with big ambitions and extensive knowledge, such as self-growth abilities, leadership, and technical experience, while introducing the work environment at Telkom. Digistar is aimed at students, fresh graduates, and job seekers, with five subprograms, including:

1. Digistar ClassProgram intensive mentoring;
2. Digistar CommunityProgram partnership
3. Digistar InternshipProgram magang
4. Digistar ConnectProgram
5. Digistar StoryKanal



Implementation of Occupational Safety and Health Management System (OSHMS)

Telkom has an occupational safety and health management system (OSHMS) that covers all (100%) employees, vendors, and stakeholders in operational areas. The implementation of OSHMS refers to Resolution of the Board of Directors No. 37 of 2010 regarding Company Security and Safety Management Policy dated 26 October 2010 (KD No.37/2010). The OSH aspect is also in PKB VIII article 51: "Telkom is obliged to organize occupational safety and health programs in accordance with applicable laws and regulations." Throughout 2023, all regional office areas and telecommunication area offices (Witel) have been certified Golden Flag by the Ministry of Manpower of the Republic of Indonesia. [403-1, 403-8]

Hazard Identification and Incident Reporting [403-2, 403-9, 403-10]

The first step in implementing OSH is identifying high-risk work types. At Telkom, these jobs include:

1. Work at height;
2. Work at risk of high voltage;
3. Work at ground tank;
4. Work at manhole; and
5. Work at optical splicing.

[Table of Content](#)

TelkomGroup identified several Occupational Diseases, including:

Physical	Infection	Chemical	Psychological
Electrocuted, noise, dim lighting and ergonomic factor that can cause physical fatigue, muscle pain, bone deformity, changes in shape due to the position of the chair and table when used do not meet ergonomic requirement.	Contracted from Corona virus through office or workplace.	Daily chemicals (eg: floor cleaners) that can cause skin diseases such as dermatitis, common in GSD colleagues.	Lack of work-life balance. Severe and continuous work demands can cause burnout or mentally exhausted.

To mitigate the risk of incidents, Telkom Parent, periodically monitors and evaluates the implementation of OSH. Apart from that, Telkom also has security and safety procedures and guidelines and an extensive operations manual with detailed guidance on security protocols, especially at project and tower sites. Other efforts to mitigate the risk of accident incidents include carrying out Safe Work Readiness Check Lists and Safety Talks, HSE Patrols, and Management Visits. We also ensure that our vendors have OSH certification and comply with applicable laws. [\[403-7\]](#)

The incident reporting mechanism refers to KD No. 37/2010, and anyone who sees unsafe conditions can report it to the Security and Safety Unit at the regional or head office. The following table is data of work accidents during 2023 at Telkom Akses, one of our subsidiaries.

Category	2023
Lost Time Injuries	90
Fatality	1
Total	91

OSH Facilities [\[403-3, 403-6\]](#)

Telkom also pays attention to employee health at work. Realized by providing health facilities, as stated in the Resolution of the Board of the Director of Human Capital & General Affairs of the Company (Persero) KR.08/PS600/COP-B0012000/2008 regarding Guidelines for Implementing Health Services for Employees and Their Families. The health facilities provided are:

1. General and dental polyclinic;
2. Gym;
3. Lactation room;
4. Basic life support simulation room; and
5. Midwifery check-up.

In addition, Telkom has Yayasan Kesehatan (YAKES) or health foundation to manage employee’s health. YAKES is responsible for planning, controlling and maintaining employee’s health, retirees and families, organizing polyclinics in head office, counseling, physical promotive, as well as company hygiene and work safety.

[Table of Content](#)

Training Related to OSH [403-4, 403-5]

Telkom regularly provides OSH training to employees to reduce the risk of work accidents and increase awareness and skills related to OSH.





OSH Training Data in 2023			
Type of Training	Number of Employees	Number of Training Hours	
General OSH Expert	65	4	
OSH Firefighter Type D	39	3	
OSHMS Auditor Certification	14	2	
Total	118	9	

To increase employee awareness and partner within TelkomGroup environment on the importance of OSH, we always communicate OSH aspect on various occasions. TelkomGroup also seeks to instill OSH into corporate culture. Communication, socialization, and OSH consultation activities are realized through the following programs:

1. Safety Talk;
2. Safety Risk Observation Round (SROT);
3. Check list for working readiness;
4. Management Visit;
5. HSE Patrol;
6. HSE Training;
7. Manufacture and Installation of HSE Signs;
8. HSE Team Meeting;
9. Basic Life Support (BLS); and
10. Formation of Emergency Response Team.

Employee Feedback Management [406-1]

TelkomGroup provides a channel for employees to offer opinions, suggestions, criticism, and complaints via:

HC Helpdesk	HC Wiki	With-U
 E-mail-in service hr_helpdesk@telkom.co.id  Phone-in service to number 1500305  Chat-in via WhatsApp to number 08111-900-305  Telegram @hchelpdesk_bot	Search engine service to find information about employment and Telkom's human capital policy catalog.	Counseling services regarding personal issues, performance, and general issues. Employees can schedule the counseling through HC Helpdesk and carry it out via 1on1 video conference.

During 2023, there were 32,346 incoming feedback. Most complaints received are related to Administrative and Service with total 6,438 feedback. Throughout 2023, there are 17 cases of complaints related to violations of the code of ethics that Telkom has processed. Following Telkom's business ethics, we do not tolerate acts of discrimination, harassment, violence, or inappropriate behavior, and we provided strict sanctions to perpetrators of violations.

[Table of Content](#)

COMMUNITY INVOLVEMENT AND DEVELOPMENT [203-2] [413-1]

Digital Learning Lab



Telkom developed the Digital Innovation Learning School program to help schools and students gain internet & computer access, especially in 3T (Frontier, Outermost, Disadvantaged) areas. In 2022, Telkom distributed 435 devices, networks, and applications (DNA) to 435 schools in the 3T area with 15,810 beneficiaries.

Telkom's efforts to help schools and students gain internet & computer access and improve ICT (Technology, Information, and Computer) skills for learning purposes in 3T (Frontier, Outermost and Disadvantaged) areas using IndiHome, Orbit, and Satellite fiber optic technology Mangoesky.

Telkom DigiUp



Telkom DigiUp is Telkom's effort to support young talents who are ready to work in the coming years to produce high school/vocational school students nationally/internationally certified in digital competency throughout Indonesia. The DigiUp program includes assistance with national/international standard digital certification for high school/vocational school students, training assistance to increase competency in the digital field, seminar activities, podcasts, tips, and trick series, as well as digital application/platform competency and providing a forum for high school/vocational school student programmers. In 2023, 9,741 high school/vocational school students from 421 schools registered for this program, with 1,000 participants successfully passing certification.

Conservation Education Program



The conservation education program is one of Telkom's efforts to tackle the climate crisis in Indonesia. Conservation education supports changes in behavior, attitudes, and ways of thinking, especially those related to managing natural resources, including ecosystems. More than 400 people registered as participants in the Conservation Education Program, and after going through a selection process, 10% of them were selected based on general knowledge and insight regarding conservation, experience, motivation, hopes, and follow-up plans or long-term goals after participating in training activities. This program is integrated and in line with the Sustainable Development Goals (SDGs), especially environmental development pillar Number 13, namely handling climate change or climate action. More than that, the conservation education program is also a concrete action in realizing the target of increasing education, awareness, and human and institutional capacity related to mitigation, adaptation, impact reduction, and early warning of climate change. A total of 97 participants registered from 6 Provinces and 26 Regencies/Cities. In stage I 25 programs were selected, then in stage II 15 programs were selected

Empowerment of Disabled Group in the Context of Increasing Self-Reliance of Vulnerable Communities



Telkom supports the empowerment and independence of people with disabilities. In 2023, Telkom assisted 540 people with disabilities in 20 location in the form of educational facilities, skills training, and tools for people with disabilities, including:

1. I-Chat application for people with deaf and speech disabilities;
2. Braille computer (including application) for people with visual disabilities;
3. Props for people with mentally and physically disabled; and
4. Digital skill training for people with disabilities.

[Table of Content](#)

Supporting Digital Economic Growth through SME Empowerment



Telkom supports the development and empowerment of MSMEs through programs:

a. Access to capital

Telkom distributes funding to MSEs operating in 7 sectors, namely industry, trade, agriculture, livestock, plantations, fisheries, and services. In 2023, Telkom distributed funding of Rp20 billion through collaboration with BRI.

b. Access to competence

Telkom provides Go Modern and Go Digital guidance, including training, certification, and other development activities through Rumah of SOE spread from Sabang to Merauke. In 2023, there were 906 MSEs receiving incubation/training, halal certification assistance for 1,117 MSEs, a Grant Program for 218,500 packages with 320 MSEs receiving benefits, NIB 4,578 MSEs, and P-IRT 990 MSEs.

c. Access to commerce

Telkom provides Go Online and Go Global guidance, including training and assistance in expanding market reach online and encouraging coached MSEs to participate in national and international scale exhibitions. In 2023, 286 MSEs joined in the national-scale exhibition and 32 MSEs in global ones. Apart from that, Telkom also has MySooltan and PaDi UMKM, which have 2,396 and 2,900 active users.

Telkom also runs a Business Matching program through the PaDi UMKM platform to help MSEs advance to class by bridging MSMEs so they can make transactions with various state-owned companies in the country. PaDi UMKM is also expanding its market network beyond SOE to strengthen the role of MSMEs in an increasingly integrated economic ecosystem.

Support the Realization of Sustainable City



Telkom supports the Government in carrying out equitable infrastructure development. Telkom realized this support through assistance in renovating places of worship, renovating houses, and creating sports facilities and green open spaces. In 2023, the activities carried out are: Program for Renovating Uninhabitable Houses (RTLH) 43 houses for retirees, houses of victims of natural disasters and houses for the elderly and poor, assistance for rehabilitation of places of worship at 48 points in 13 provinces, assistance for building facilities public (roads, bridges, etc.) and green open spaces at 362 points spread across 17 provinces as well as assistance programs for activities/efforts to manage household waste using a recycling and circular economy approach, carried out at 14 points in 7 provinces.

Support for Strengthening Governance System and IT Support



One of the objectives of the Company's TJSL program is to build peace, create equal justice for all parties, and develop strong institutions. Therefore, to improve the governance system and strategic decision-making, including those related to the TJSL program, Telkom is strengthening the governance system with IT support. Telkom uses the TJSL Management Information System (SIM) and utilizes data analytics and decision support systems.

The DigiHeroes program is an effort to overcome the impact of digitalization on children by increasing parents' awareness of the effects of digital transformation on children, providing skills and knowledge to overcome digital transformation, and increasing soft skills in children.

[Table of Content](#)

Support for Sustainable Development Goals (SDG)

TelkomGroup has mapped support priorities for the SDG following the SDGs compass mechanism. SDG support priorities are aligned with the business sector and the Company's sustainability pillars. A summary of SDG support, targets, and achievements is presented in the following table:

SDGs Indicator Code	Name of SDGs Indicator	Sustainable Projects/Activities/Products/Services	Target in 2023	Achievements in 2023
4	4.a.1 Proportion of schools with access to Internet and computers	Providing internet & computer access in the 3T area by channeling devices, networks, applications (DNA)	400 schools	435 schools
	4.4.1(a) Proportion of adolescents (aged 15-24 years) and adults (aged 15-59 years) with skills information and communication technology (ICT)	Number of adolescents/adults receiving ICT skills training through the Implementation of Digital Skillset Training Programs for Students and Graduates of Vocational (Vocational) and ICT Training for Disability	1,150 participants	1,397 participants
	4.c.1 Percentage of qualified teachers by education level	Educator Quality Improvement Training Assistance	1,000 teachers	1,148 teachers
6	6.1.1 Percentage of households using safely managed drinking water services	Clean Water Facility Assistance Program	60 location points	71 location points
	6.2.1* Percentage of households using safely managed sanitation services, including handwashing facilities with water and soap	General MCK Provision or Renovation Program	20 location points	78 location points
8	8.3 .1(a) Percentage of MSME (Micro, Small and Medium Enterprises) access to financial services	BRI Channel Cooperation Program *) PKS Cooperation effective from November	157 billion	20 billion
	8.5.2 Open unemployment rate by sex and group Age	MSE Business Capacity Building Program through 4GO Coaching UMK Training & Certification	Go Modern : 8,000 Go Digital :6,000 Go Online :1.000 Go Global :15 Training: 600 Halal Certification: 300 NIB/PIRT: 2,000 Packaging grant: 100,000 Join the Bazaar/Expo 160	Go Modern :8,800 Go Digital : 7,643 Go Online :1,150 Go Global :22 Training: 906 Halal Certification: 368 NIB/PIRT: 2,668 Packaging grants: 152,500 Join Bazaar/Expo: 360
11	11.1.1 Percentage of households with access to adequate and affordable housing	Uninhabitable House Surgery Program (RTLH)	35 houses	44 houses

[Table of Content](#)

SDGs Indicator Code	Name of SDGs Indicator	Sustainable Projects/Activities/Products/Services	Target in 2023	Achievements in 2023
	11.6.1.(b) Number of managed national waste generation	E-Waste Management Program: -	5 location points	10 location points
12	12.4.2 The amount of B3 waste handled/managed by type of handling	Program Eduvice	210 devices collected 150 devices managed 65 devices distributed	230 devices collected 225 devices managed 71 devices distributed
13	13.3.1(a) Number of formal education units and environmental care and cultured institutions / communities	Synergy of Eco-Conscious Community Programs	30 communities	36 communities
14	14.5.1* Total area of marine protected areas	Coral Reef Planting Program Mangrove Planting Program	600 substrate 35,000 mangrove seedlings	3,920 substrates 45,500 mangrove seedlings
15	15.2 Improve the implementation of sustainable management of all types of forests, restoring degraded forests	Digital Forest Conservation Program	55 Hectares	62 Hectares

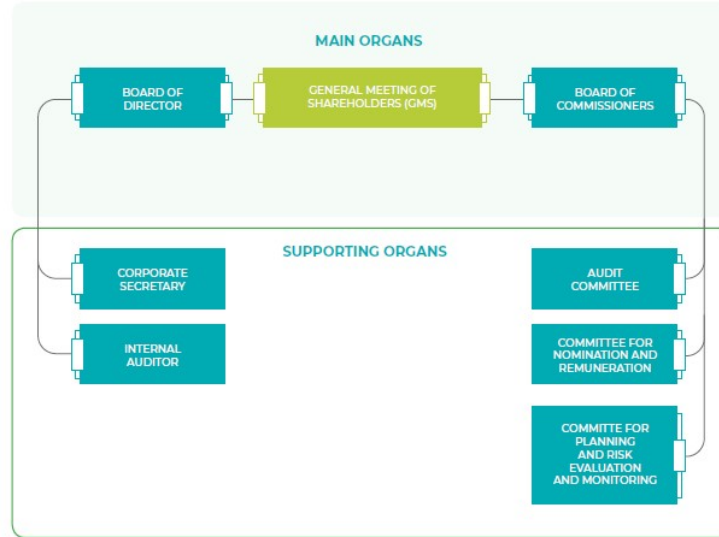
[Table of Content](#)

Governance: Value-Added Business (Right Governance)



CORPORATE GOVERNANCE

In accordance with Capital Market provisions and Law no. 40 of 2007 regarding Limited Liability Companies, Telkom has a governance structure consisting of Main Organs and Supporting Organs, as follows:



In carrying out their duties and functions, all corporate governance organs always maintain their integrity and prevent conflicts of interest. The Board of Commissioners and Directors ensures the prevention of conflicts of interest through implementing the principle of transparency. All members of the Board of Commissioners and Directors have no affiliation with other members, whether financial or family. Apart from that, members of the Board of Commissioners and Directors also have no affiliation or conflict of interest with the Controlling Shareholders. Throughout the reporting period, there were no conflicts of interest related to share ownership in suppliers or transactions with conflicts of interest. [2-15]

[Table of Content](#)

STAKEHOLDERS ENGAGEMENT [2-29]

Stakeholders’ concerns and needs are important in influencing company policy and strategy. Telkom communicates actively with stakeholders, maintains mutually beneficial relationships, and strives to meet their expectations. Through close collaboration with stakeholders, Telkom can carry out its operations by paying attention to sustainability principles and broader social responsibility, thereby positively impacting various aspects.

	Stakeholders	Engagement Method and Frequency	Main Topics & Concerns
Internal	Shareholders and Investors	<ul style="list-style-type: none"> Annual General Meeting of Shareholders (GMS), Extraordinary GMS, and quarterly performance explanation. Investor Conference and/or Non-Deal Roadshow. 	<ul style="list-style-type: none"> Achievement of operational and financial key indicators (KPIs), good corporate governance practices Business development.
	Employee	<ul style="list-style-type: none"> Periodic meetings with management. Trainings. Telkom Workers Union (Sekar). Employee Complaint Center. 	<ul style="list-style-type: none"> Career path. Clarity of rights and obligations. Remuneration and other benefits. Increased competence.
External	Customer	<ul style="list-style-type: none"> Customer satisfaction surveys at least once a year. Customer Complaint Center. 	<ul style="list-style-type: none"> Network connection and coverage. Ease of complaint resolution. Data security and confidentiality. Excellent service.
	Government	<ul style="list-style-type: none"> Bipartite meetings are held at least once a year. Opinions with the House of Representatives and working visits. 	<ul style="list-style-type: none"> Legal compliance and reporting. Ethical business practices.
	Partners	Direct meetings during auction and procurement contracts, supplier selection and management, supplier performance appraisal, and further procurement processes with frequency as needed.	<ul style="list-style-type: none"> A fair and transparent procurement process. Objective selection and evaluation process. Implementation of work that meets K3 standards. Administrative procedures.
	Community	Deliberation in planning community empowerment activities, implementing activities and supervising program realization.	<ul style="list-style-type: none"> Harmonious relationship Positive contribution to economic and social life Participation in other programs including environmental conservation activities.
	Media	<i>Press releases, media gatherings, press conferences, and press briefings are carried out as needed at least once a year.</i>	<ul style="list-style-type: none"> Accuracy of the object of reporting Latest information Transparency of operational, financial and non-financial conditions.

RISK AND CRISIS MANAGEMENT

As a company listed on the New York Stock Exchange (NYSE), Telkom must implement risk management that complies with the Sarbanes-Oxley Act, significantly articles 302 and 404. Based on SOE Ministerial Regulation No. PER-2/MBU/03/2023 regarding Guidelines for Governance and Significant Corporate Activities of State-Owned Enterprises, Telkom, as one of the SOEs, is also required to implement a risk management system. Implementing a risk management system is carried out to fulfill compliance aspects and maintain business continuity so that it runs well.

During 2023, Telkom's risk management system has effectively managed various Telkom business risks to support every policy and process in the TelkomGroup. Telkom uses several risk management tools or information systems, including:

[Table of Content](#)

1. Generic Tools Enterprise Risk Management Online (ERM Online) whose used by all units to manage the Risk Register.
2. Specific Tools for specific risk management purposes, for example:
 - a. Fraud Management System (FRAMES) application is an early detection system for potential customer and third-party fraud.
 - b. The i-Library application is managed by the Service Operation Division and is used to manage the Integrated Management System documentation system.
 - c. OSHMS Online application is managed by the Security & Safety Unit to manage health and safety documentation.

Telkom has been running a Business Continuity Management System (BCMS) since 2010 as a commitment to implementing Sustainable Telkom Business Continuity by ensuring confidentiality of information, integrity of data, availability of information, excellent service for customer satisfaction, and excellent IT service in a structured manner according to ISO procedures. 22301:2019, which includes:

1. Emergency Response Plan: information related to handling disturbances/disasters.
2. Business Continuity Plan: Information on risk reduction steps, handling the impact of disturbances/disasters, and the recovery process.
3. Disaster Recovery Plan: Information on recovery steps that focus on critical technological aspects.

Telin, Metranet, Infomedia, Telkomsat, Telkom Property, Telkom Access, Admedika, Dapen Telkom, MD Media, Telkom Infra, and Telkom Sigma ratified regulations relating to Data Governance in accordance with the regulations that have been passed at Telkom, as proof of Telkom's commitment The Group guarantees the protection of privacy and security of personal data with the following policies:

1. Regulations on Governance
2. Company Data
3. Regulation on Corporate Data Control Standards.
4. Regulation on Enterprise Data Design Management Standards
5. Regulation on Enterprise Data Operations Management Standards
6. Regulation on Corporate Data Quality Management Standards

BUSINESS ETHICS AND COMPLIANCE [2-27]

Telkom carries out operational activities under ethical and fair business practices in the telecommunications industry. Our commitment to integrity and transparency is reflected in every aspect of the business, from customer service to interactions with partners and communities. We prioritize compliance with strict regulations and industry standards and pay attention to consumer rights and privacy in every service we offer. TelkomGroup Business Ethics Guidelines are stipulated in Resolution of Board of Directors No. PD.201.01/r.00/PS150/COP-B04000000/2014 regarding Business Ethics in the TelkomGroup Environment. [2-27]

Implementing sustainability principles requires a firm ethical commitment from TelkomGroup and all parties involved in its business chain. The main emphasis in implementing our business ethics includes several crucial aspects, including:

1. **Commitment to Customer**
 - a. Provide clear and easy-to-understand information about the rights and obligations of the customer before the contract/subscription contract is signed by both parties;
 - b. Fulfill the rights of customer in providing service as promised in Service Level Guarantee (SLG);
 - c. Provide and manage customer contact media to make it easier for customer to submit complaint, feedback and seek information about product/service.
2. **Commitment to Partner**
 - a. Provide increased skill, competency and training on product/service, service procedure and service ethics to agent, reseller, installer, and setter in order to provide product knowledge so as to improve service to customer;
 - b. The process of procurement of good and service is carried out in a fair, transparent and accountable manner by involving prospective supplier/partner who have a reputation with good classification, in accordance with applicable law and regulation and GCG principles;

[Table of Content](#)

- c. Mandatory to do selection and evaluation of partner objectively.
- 3. Commitment to Competitor**
 - a. Attempt to obtain information about competitors' businesses are conducted in an honest manner and obtained from legitimate sources;
 - b. It is prohibited to obtain competitor information by illegal and unethical ways, such as espionage, wiretapping, and/or theft.
- 4. Commitment to Social Community**
 - a. Build and foster harmonious relationships as well as providing benefits to the community around the company's place of business;
 - b. Encourage the emergence of sense of belonging from the community to the company with the aim that the community participates in protecting the company;
 - c. Minimize impacts on the environment to the minimum, including but not limited to excavation of cable lines and frequency usage.
- 5. Commitment to Employees**
 - a. Avoid discriminatory practices of employees
 - ↳ Maintaining health, security, safety and comfort of the work environment

Competitive Behavior

In the 5G era, cellular operators must secure wide frequency bandwidth to guarantee optimal service and a promising user experience. The growth of technology and digitalization drives the need for solid and fast networks. Competition in the 5G era is not only about network quality but also includes service range, price, features, strengthening IT systems, and customer support. As a significant player, Telkom is committed to fair business competition, with the principle of prudence in developing products to remain in accordance with business competition regulations. As a leading company in Indonesia, Telkom and its subsidiaries have adopted ethical business competition practices with no record of violations related to monopoly or business competition regulations in the 1999 Business Competition Law. In 2023, no monetary losses resulted from legal processes about Anti-competitive behavior regulations. [206-1] [TC-TL-520a.1]

ANTI-CORRUPTION, ANTI-BRIBERY, AND ANTI-FRAUD POLICIES

TelkomGroup is committed to running a business free from corruption, collusion, and nepotism. The realization of this commitment is reflected in the implementation of anti-fraud policies.

Telkom has established the Anti-Corruption Compliance Function Committee (FKAP) with the aim of jointly reviewing and evaluating the implementation of the Anti-Bribery Management System (ABMS) together with the Board of Directors and Top Management for continuous improvement. ABMS has been implemented in some Class A Witel and Business Units as well as Subsidiaries. Monitoring of ABMS implementation has been conducted through smap.telkom.co.id. [205-1]

FKAP routinely evaluates corruption-related risks in its operations, identifying potential risks in several business areas of the company's units. Telkom does not tolerate corruption, bribery, or fraudulent behavior and will enforce strict sanctions for violators. [205-2]

Our efforts to prevent fraud and corruption are also implemented by requiring the filling out of the State Administrator's Assets Report (LHKPN) for members of the Board of Directors, Commissioners, and employees at Band I-III levels (specifically Head of the Office). In addition, anti-corruption and anti-fraud socialization are routinely carried out, and e-learning on the ABMS based on SNI ISO 37001:2016, which is valid and must be completed by all Telkom Parent employees. Telkom routinely evaluates corruption-related risks in its operations, identifying potential risks in several areas of the company's business units. Telkom has no tolerance for corruption, bribery, or fraudulent behavior and will impose strict sanctions on violators.

[Table of Content](#)

In 2023, we reported corruption incidents involving a subsidiary, PT Telkom Telstra. The alleged corruption case involved 8 people with a total value of Rp 236 billion. Currently, the case process is continuing towards the second stage, which will continue through delegation to enter the trial process. Telkom Parent supports the legal process and firm action regarding this case and strives to increase internal control throughout the TelkomGroup more strictly. The ISO 37001:2016 ABMS Certification obligation is targeted at all direct subsidiaries until 2024 and calls for the management of anti-bribery implementation in affiliated subsidiaries. [205-3]

Whistleblowing System

TelkomGroup consistently upholds business ethical standards and prioritizes transparency in its operations. One implementation of this commitment is through a whistleblowing system (WBS). This system allows anyone to submit complaints regarding internal TelkomGroup problems. During 2023, we received some reports through Integrity Line, namely 184 complaints. From these reports, some 28 were deemed worthy of follow-up by the criteria and procedures set out in the WBS. Further details about this system can be found in our Annual Report.

Complaints Data Received by WBS

Description	Total			Information
	2023 (Deloitte)	2022 (Deloitte)	2021	
Total complaints:	59	44	36	Complaints received
Fulfil the requirements	28	26	0	Complaints feasible to be followed up
Follow-up:				
1. Closed	19	16	0	-
2. Additional Data	9	9	0	-
3. Further review according to procedure	0	1	0	-

Remarks:

- Total complaints in the Annual Report 2022 were 129 records consisting of 44 complaint records, as well as 85 records testing complaint channels and additional communications related to complaints.
- In the Annual Report 2023, records of the results of testing the complaint channel and additional communications related to complaints are not counted in the number of complaints.

Systemic Risk Management [201-2] [TC-TL-550a.1, TC-TL-550a.2]

To minimize systemic risk, TelkomGroup continues to monitor technological and district disruption. The disruption we face is caused by natural conditions, such as damage to sea cable infrastructure due to volcanic eruptions and earthquakes in the sea. We also monitor disruption in fiber optic backbone systems from sailing activity, road excavation work, and vandalism, such as copper cable theft, ODC, BTS, and others.

Other causes of disruption come from the migration of new infrastructure/system, the integration process between different systems not running well, and the management of asset protection systems that could be more effective. In response to the impact of climate change on telecommunications infrastructure, TelkomGroup has conducted research that includes evaluating the financial implications of risks and opportunities that may arise due to climate change.

Throughout 2023, we faced 3.811 disruptions to the fiber optic network and 6 disruptions of the wet plant on the submarine cable communication system (SKKL). The following table presents data on fiber optic backbone and SKKL disruption for the past three years.

[Table of Content](#)

Fiber Optic Backbone and Submarine Cable Communication System Disruptions			
Description	2023	2022	2021
	Total disruptions		
Fiber Optic Backbone	3,811	3,927	4,125
Submarine Cable Communication System			
a. Wet Plant*	6	7	6
b. Dry Plant**	-	-	-

Remarks:

* *Wet plant* = OSP (*Out Side Plant*) are components or devices in Submarine Cable Communication System (SKKL) in the waters/sea consisting of sea optic fiber cable, repeater, equalizer, and branching unit.

** *Dry plant* = ISP (*In Side Plant*) are components or devices in Submarine Cable Communication System (SKKL) in the waters/sea consisting of optic fiber cable, SLTE, DWDM, PFE, and others.

SERVICE CONTINUITY SOLUTION IN CASE OF DISRUPTION [TC-TL-550a.2]

Our commitment to provide the best experience to customer, one of which is manifested in management of service interruption. We have carried out some mitigation to prevent IT network/infrastructure disruption that have an impact on service interruption, namely:

1. Make risk transfer to insurance company.
2. Coordination with *Asosiasi Kabel Laut Seluruh Indonesia* (ASKALSI) and Badan Keamanan Laut (BAKAMLA) to secure submarine cable communication system (SKKL).
3. Preparation of Disaster Recovery Plan and Crisis Management Team.
4. Increasing coordination and monitoring of third party work.
5. Coordination with law enforcement official for operation at a crime-prone location and conduct an environmental development program.
6. Improve maintenance and improvement of asset protection system (Hydrant, Fire Protection System, APAR, CCTV).
7. Ensure that backup system function according to standard.

Network Expansion and Telecommunications Access [203-1]

Telkom continues to focus on efforts to build equitable telecommunications infrastructure, especially in 3T areas, to provide inclusive digital solutions for all levels of society. In its spirit of transformation, Telkom introduces digital services and focuses on increasing people's digital literacy to create a comprehensive digital ecosystem. Confidence in the role of digital technology in accelerating economic recovery has encouraged Telkom to expand its digital connectivity throughout the archipelago. Fiber optic network infrastructure reaching 171,654 km, or four times the earth's circumference, has become a concrete step for Telkom. This support is supported by 2 satellites with a total capacity of 109 transponders, which can reach remote areas. This connectivity provides equal opportunities for people in the regions to develop businesses and obtain services that support daily life.

In addition, Telkom continues to support digital inclusion by expanding its telecommunications infrastructure, both domestically and internationally. In 2023, Telin launch the **Telin Next Gen Platform (TNeX)** to meet global market demand for fast, adaptable, safe, and reliable connectivity. Telin has a vital role in building a global infrastructure that connects data centers in Indonesia to the global network via the Sea Cable Communication System (SKKL).

[Table of Content](#)

Prevention of Consumer-Related Social Risks

Today's society tends to rely on the internet to communicate, use electronic mail (e-mail), and interact on social networks because it is more effective and efficient. However, easy digital access also carries certain risks that need to be considered, such as digital addiction, exposure to non-educative content, and negative impacts on mental health. Telkom pays attention to the consequences of internet use for society and continues campaigning for healthier internet use. TelkomGroup actively blocks internet content related to gambling, pornography, hate speech, fraud, copyright violations, normalization of violence, as well as content that is not in line with Indonesian moral values through the Positive Internet Program. Apart from that, Telkom also provides parental control facilities on the IndiHomeTV service to give control to families in limiting the shows or content they access.

PRIVACY PROTECTION AND DATA SECURITY

Telkom is committed to continuously improving the cyber security and safety of customers, internal companies, suppliers, and business partners' data. In 2023, Telkom established an additional new organization, namely the Telkom Data Protection sub-department as stated in the Company Regulations regarding the Organization of the Corporate Secretary Department dated December 28, 2023 which were ratified by the President Director and Company Regulations regarding the Organization of the Corporate Secretary Sub-Department which were ratified by the Director of Human Capital Management. Throughout 2023, there were no data leakage incidents, and no sanctions, fines or legal processes related to customer privacy. [418-1] [TC-TL-220a.3, TC-TL-230a.1]

Policies and Practices regarding Data Privacy and Security [TC-TL-220a.1, TC-TL-230a.2]

Telkom ensures compliance with external regulations and internal company policies established through Data Governance led by the Director of NITS (Network and IT Solution) which is regulated by the Company.

Some important policies on data privacy and security:

1. Regulation of the Board of Directors Number PD.404.00/r.00/HK200/COP-CO300000/2022 Year 2022 regarding Guidelines and General Policies of IT Governance which adopt COBIT 2019 IT Governance Framework.
2. Regulation of the Director of Number PD.406.00/r.00/HK.200/COP-D3000000/2018 year 2018 regarding Information Security Governance which adopts the ISO/IEC 27001:2013 Information Security Management System.
3. Regulation of the Board of Directors Number PR.404.03/r.01/HK.270/COP-D0031000/2022 year 2022 regarding Data Security Governance (Data Governance) which adopts the DAMA-DMBOK 2nd Edition Data Governance Framework.
4. Regulation of the Director of Network & IT Solution PR 146/r.00/COP-D003100/2018 year 2018 regarding Information System Access Control Management Standard.
5. Regulation of the Director of Network & IT Solution S/NITS-ITSG.1/20 regarding TelkomGroup Application Security Verification Standard.
6. Standards derived from related company regulations, such as IT service process standard, information system access control management standard, information system acquisition process standard, and data control standard.

Telkomsel has also implemented policies related to privacy protection and customer data security with the following policies:

1. Resolution of the Board of Directors of the Company Number: 007/12.01/PD-00/IV/2018 regarding Information Security Management Policy.
2. Resolution of the Board of Directors of the Company Number: 008/06.01/PD-00/V/2020 regarding Company Data Policy.
3. Resolution of the Board of Directors of the Company Number: 022/TC01/PD-00/V/2006 regarding Implementation of Information Technology Business Processes Based on Framework of Information Technology Infrastructure Library (ITIL FRAMEWORK).
4. IT Management Charter Document Number: ITSM/M02, Document Issue Date: September 25, 2014.

[Table of Content](#)

Customers in the retail segment can access information related to privacy policies via the official website at <https://www.telkomsel.com/privacy-policy> or contact customer service via email at cs@telkomsel.co.id or telephone number 188.

IndiHome customers can find information regarding privacy terms and conditions on the website <https://indihome.co.id/terms-and-conditions#> or contact customer service via the email address customer@telkom.co.id or telephone number 147. Digital product customers Other TelkomGroups can also find information regarding privacy terms and conditions on their respective product websites.

Monetization Using Customer Personal Data

Telkom ensures the legal use of data and asks for customers' permission or approval (consent) before using their data. This effort ensures that any use of customer personal data is in accordance with applicable provisions in data protection regulations. Telkom is committed to deleting data from customers who have not subscribed after a specified period and not collecting personal data from third parties unless required by law. The minimum period for deleting data refers to the Company's internal regulations, namely the 2022 TelkomGroup Data Operations Management Standards, with provisions for data deletion and retention minimum 3 (three) months in accordance with Government Regulation No. 52 Year 2000 regarding Telecommunications Management.

Data Governance System

The mechanism for implementing data governance in the TelkomGroup environment is a series of activities related to the planning, use, control, protection, and destruction of data assets to be used effectively as material for analysis and decision-making within the TelkomGroup scope. The flow and exchange of confidential data and information, including but not limited to personal data, is carried out with prior approval from the Company's DG and TelkomGroup's DG Council. As a guarantee of the protection of Personal Data, the Chief of Technology Officer determines the appointment of a Data Owner as an Official responsible for the use of data/assets within the Directorate in accordance with his authority. This mechanism involves several aspects, such as consent (including consent from the owner of Personal Data), data architecture, metadata, data control, data quality, cryptography, data access control, and audit trail management, which functions as a guarantee of data protection in data processing activities and maintaining integrity when data in use.

TelkomGroup Data Governance Organization



[Table of Content](#)

Telkom Data Governance Committee (Parent)



Apart from this approach, Telkom also implements outreach activities and increases awareness regarding the importance of data governance. This is done through a series of outreach programs carried out periodically. By 2023, around 500 employees had received sharing expert insight on data privacy and security as well as outreach, training, and certification activities related to data management, data security, and privacy through training institutions managed by the company.

Internal Audit carries out routine controls/audits of the data governance system throughout all TelkomGroup entities. This Audit assesses compliance with established standards and evaluates the overall performance of the implemented data governance. Telkom also carries out a Governance Maturity Level Data Assessment to help companies determine steps/goals for carrying out the development process and determining optimization.

Customer Data Management for Secondary Purposes [TC-TL-220a.2, TC-TL-220a.4]

In accordance with Law No. 27 of 2022 regarding Personal Data Protection, TelkomGroup implements data processing practices, including data acquisition, processing/analysis, storage, repair/update, dissemination/disclosure and data destruction activities. Telkom does not rent, sell, or provide personal data to third parties for secondary purposes unless approved by the customer or required for legal purposes in accordance with applicable laws and regulations. Handling this practice is in accordance with established internal regulations, such as Compliance & Risk Management Director Regulation.

Telkom Group implements data processing practices, including data acquisition, processing/analysis, storage, repair/update, dissemination/disclosure, and data destruction activities following Law No. 27 Year 2022 regarding Personal Data Protection. Customers will be asked for their consent by products/services that deal directly with customers to obtain legal consent for processing personal data. Furthermore, consent to use customers' personal data will be stored in the Telkom system that manages consent. Telkom, as a Data Controller, ensures that the consent given by customers includes processing by third parties only to improve service quality and provide the best products/services to customers and the wider community. Third parties, such as data processors, have the same responsibilities as data controllers outlined in cooperation contracts to guarantee compliance with personal data protection in personal data processing activities.

So far, in 2023, there was 25 requests from various law enforcement officials in Indonesia tracking the use of IP addresses, call data records and customer data. Apart from law enforcement, there were more than 50 requests from third parties for monetization needs and consulting on Telkom's business development with guaranteed confidentiality of personal data and confidential company data. Every guarantee of confidentiality is carried out through signing a Corporate & Personal non-disclosure agreement (NDA) in accordance with Data Governance policies and Data Control Standards.

[Table of Content](#)

Facing Cyber Security

The rise in cyber threats has become a central focal point in corporate awareness. To deal with the complexity of existing threats, preventive steps have been developed, which involve identifying and mapping potential risks that could arise in the future. These risks include various factors such as a lack of awareness and attention from stakeholders towards information security, the motives behind cyber-attacks that vary from seeking financial gain to reputational sabotage efforts by competitors, as well as weaknesses that may emerge in the technology supply chain, which can pose significant security vulnerabilities.

The company has taken several mitigation steps to overcome these challenges. First, they increased stakeholders' awareness of the urgency and importance of information security in every aspect of company operations. Other preventive measures involve regular evaluation of existing vulnerabilities, periodic penetration tests, and routine daily security checks of a company's IT infrastructure. Apart from that, recommendations were also prepared based on information security management as part of risk mitigation efforts. Close and intensive coordination with related institutions in handling cyber security, such as the National Crypto Cyber Agency, is also carried out routinely.

Not only that, Telkom has also developed a Cyber Security Operation Center (CSOC), which functions as a center for continuous monitoring, detection, and response to information security incidents, operating 24 hours a day, seven days a week. CSOC is designed to anticipate and respond quickly and effectively to various cyber security problems to provide maximum protection and prevent incidents that could disrupt the company's smooth operations.

Increased Employee Awareness of Cyber Security Threats

Telkom has a security awareness program that regularly runs every month and covers various topics. Security awareness is conveyed through internal company media through posters, banners, podcasts, quizzes, webinars, comic strips, and motion videos. Security awareness program materials are reviewed periodically every year by the relevant units so that employees can understand and implement the messages conveyed.

Every year, Mandatory Cyber Security Training is carried out through the digital learning platform, which all Telkom employees must participate in, as well as information security training, which is mandatory for new employees.

Cybersecurity Governance

By policy:

1. PD.406.00/r.00/HK.200/COP-D3000000/2018 406/2018 regarding Information Security Governance
2. PR Director NITS No. 146/r.00/COP-D003100/2018 Information System Access Control Standard
3. Regulation of Director NITS No. S/ NITS-ITSG.1/20 regarding Application Security verification standards

Establishment of a Cyber Security Unit at BoD-1 level in the NITS – OVP Cyber Security directorate and its organization in accordance with PR.202.40/r.20/HK200/COP-A2000000/2021, which consists of Cyber Security Governance, Planning, Program & Risk Management sub-units, Cyber Security Services, Cyber Security Operation Centre and Cyber Security Engineering.

QUALITY AND QUALIFICATION OF PERSONNEL INFORMATION SECURITY SYSTEM

Information security management system at TelkomGroup has been implemented and certified by SNI ISO/IEC 27001:2013. Information security management system certification is one of our efforts to strengthen the security of IT infrastructure from the risk of cyber-attack. In addition, the personnel in charge of cyber security have also been certified. As many as 2,604 employees have been recorded as having at least one type of certification related to information security system.

[Table of Content](#)

These certifications, among others:

1. Certified Ethical Hacker (CEH)
2. Certified Ethical Hacker Practical (CEH Practical)
3. Computer Hacking Forensic Investigator (CHFI)
4. Certified Information System Auditor (CISA)
5. Certified Information Security Manager (CISM)
6. Certified Data Center Specialist (CDCS)
7. Certified Data Center Professional (CDCP)
8. Certified Digital Transformation Professional (CDTP)
9. Certified Information System Security Professional (CISSP)
10. Cisco Certified CCNA Cyber Ops
11. Cisco Certified CCNA Security
12. Certified Risk Management Officer (CRMO)
13. CompTIA CySA+ Cybersecurity Analyst (CySA+)
14. COBIT 2019 Foundation (COBIT 2019)
15. EC-Council Certified Incident Handler (ECIH)
16. EC-Council Certified Security Analyst (ECSA)
17. GIAC Certified Forensic Analyst (GCFA)
18. ITIL 4 Foundation (ITIL 4)
19. Offensive Security Certified Professional (OSCP)
20. Certified Risk Management Officer (CRMO)

Information Security Violation

During 2023, Telkom faced threats to servers. Even though it does not threaten or disrupt operations, we still require constant vigilance and monitoring of our information security systems.

Description	Frequency of Cyber Threats		
	2023	2022	2021
Brute Force Attack to Network Element (attempts)	366,732	9,579	125,949
Longest Duration in DDoS Attacks (minutes)	1,818	6,779	841
Largest Volume Used in DDoS Attacks (Gbps)	199.1	210.7	299.7
Defacement	-	-	-

Remarks:

Brute Force Attack	Process of finding a solution by continuously trying many possible variants of information such as password, deciphered, etc., randomly. (reference: https://www.cybrary.it/glossary/d-the-glossary/distributed-denial-service-ddos/ , https://www.cybrary.it/glossary/d-the-glossary/denial-of-service-attack/)
DDoS Attack	Distributed Denial of Service technique, an attack on a network or a machine to make it available to other or important user, which uses multiple host to carry out the attack. (reference: https://www.cybrary.it/glossary/b-the-glossary/brute-force-attack/)
Defacement	Alteration or destruction of a Web page or Web site by an unauthorized individual or process, usually a hacker. (reference: https://www.trendmicro.com/vinfo/us/security/definition/website-defacement)

The Company continues to commit to maintaining vigilance and security of information systems by increasing monitoring and prevention strategies to identify and quickly handle any potential threats to servers, and this is done to ensure system integrity and security are maintained.

Cybersecurity Testing for Vulnerability of Critical Systems

The Company carries out cybersecurity testing of critical systems. The testing is carried out by running a vulnerability assessment and penetration test. Testing is carried out periodically, quarterly, or semesterly. Apart from being carried out internally by the Company, third parties also conduct testing to ensure the objectivity of cyber security test results.

[Table of Content](#)

SUSTAINABLE ECONOMIC VALUE CREATION

Throughout 2023, TelkomGroup recorded positive operational and financial performance. TelkomGroup's revenue reached Rp149,216 billion, experiencing an increase of 1,3% from the previous year, namely Rp147,306 billion. Compared with the RKAP target, business income reached 95,6% of the set target. From the revenue account minus the cost accounts, TelkomGroup managed to record a net profit of Rp24,560 billion, experiencing an increase of 18,3% compared to last year, which was recorded at Rp20,753 billion. This year's net profit reached 95,3% of the RKAP target.

Generated and Distributed Economic Value [201-1]

Description	2023	2022	2021
	Rp billion		
Income	149,216	147,306	143,210
Net profit	24,560	20,753	24,760
Contribution to Country*	42,217	43,098	49,894
Payment to Investor**	7,954	7,118	7,974
Payment to Creditor	40,071	48,368	48,166
Payment to Supplier and Partner***	53,679	45,559	44,811
Payment to Employee	13,833	13,195	13,660

Remarks:

* Dividend contribution for 2023 uses the dividend figure for the 2021 Annual General Meeting of Shareholders which was held in 2023. The numbers for 2022 and 2021 are restated using the approach as above and as an improvement to the numbers in the 2022 Sustainability Report which are recorded at 44.007 for 2022 and 48.963 for 2021.

** Payment to investor include dividend on public shares of the previous financial year paid out for that year.

*** Payment to supplier and partner for direct and indirect operational cost.

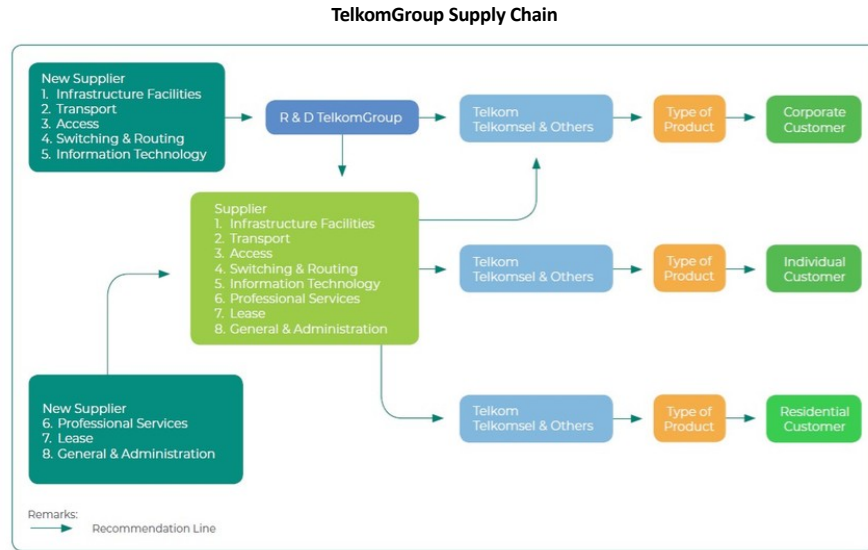
From generated economic value 2023, we record economic value distributed to stakeholder involved in TelkomGroup's value chain. Our tax payment to the government in 2023 amounts to Rp22,850 billion. Realization of salary, benefit, and expenses for employee training amounted to Rp13,833 billion.

Meanwhile, expenditures for suppliers and partners, including local parties, were recorded at Rp23,447 billion. Apart from being in the form of a community engagement and development program, Telkom's communication and broadband network has helped the community a lot to communicate in working, teaching-learning, and other activities that can provide benefits in the form of a multiplier effect in the digital economy segment. The distribution of economic value to the community is realized through community involvement and development activities with a total value of Rp20 billion. Until now, TelkomGroup has never received an unfavorable report or report of a conflict and potential conflict with the public that is critically related to the impact of product, service, and business processes that are carried out.

[Table of Content](#)

RESPONSIBLE SUPPLY CHAIN [2-6]

One of the ethical business practices is realized from fair and transparent supply chain management. TelkomGroup also carries out supply chain management referring to the Procurement Implementation Guidelines. Each partner must sign an Integrity Pact containing a statement not to be involved in corrupt practices, price collusion, and conflicts of interest during each procurement process.



We have implemented e-procurement through the SMILE application. The selection stage includes assessing the Quality, Cost, Delivery, and Service (QCDS) aspects. This policy is under Regulation of the Director of Finance and Risk Management regarding Supplier Management Guidelines, which regulates supplier evaluation by considering Quality, Cost, Delivery, and Service (QCDS) aspects. Apart from that, we also assess the ESG aspects of potential partners. We pay special attention to the policies and compliance of prospective partners in fulfilling integrity and socio-environmental elements, such as implementing a code of ethics, respecting human rights, implementing occupational safety and health (K3), and environmental management systems.

After establishing cooperation, Telkom evaluates supplier performance to ensure that a good, sustainable cooperative relationship is established and provides optimal benefits for both parties. The assessment process includes mandatory and optional aspects. This performance evaluation is a mitigation step against potential risks and aims to ensure no fraud or irregularities in the supply chain. The results of this evaluation will determine the risk level of working partners. If the risk is high, we will monitor and re-evaluate the work partner concerned.

In 2023, there was no blacklist action taken against partners who show poor performance based on evaluation results. We also note that no partner experienced termination of employment because they were deemed unable to complete their duties. On the other hand, by implementing the ESG aspect assessment in the TelkomGroup supply chain, we noted that no partners were involved in legal sanctions related to socio-environmental non-compliance.

[Table of Content](#)

Local Party Engagement [204-1]

The involvement of local parties, including local suppliers, can significantly contribute to supporting economic growth in Indonesia. Telkom is committed to prioritizing local suppliers in meeting the needs for procurement of goods and services and using components produced domestically. Local work partners or suppliers who are domiciled in Indonesia can support TelkomGroup's operations in various regions of the archipelago and help reduce environmental impacts, such as a lower carbon footprint compared to suppliers from abroad. Throughout 2023, Telkom collaborated with 99,01% or 730 local partners of the total 732 working partners, while foreign partners contribute 1%.

Domestic Component Level (TKDN)

As a State-Owned Enterprise (BUMN), TelkomGroup is committed to supporting increasing Domestic Content Levels (TKDN). However, in every procurement process carried out, the use of domestic products by TelkomGroup still considers the quality and economic financial aspects of the goods and services obtained. As of the end of 2023, TelkomGroup's TKDN achievement was recorded at around 37,66% of total Capital Expenditure (CAPEX) spending and 85,32% of total Operational Expenditure (OPEX) spending.

[Table of Content](#)

APPENDICES

76	Appendix 1:	Membership of Association
78	Appendix 2:	Glossary
81	Appendix 3:	Abbreviation
83	Appendix 4:	Reference of OJK Regulation No. 51/POJK.04/2017 and OJK Circular Letter No. 16/SEOJK.04/2020
85	Appendix 5:	GRI Standard Index
87	Appendix 6:	SASB Index

[Table of Content](#)

MEMBERSHIP IN ASSOCIATION

No.	National	Member
1.	Masyarakat Telematika Indonesia (MASTEL)	Telkom, Telkomsat, TelkomMetra, Infomedia, AdMedika, Mitratel, Telkomsel
2.	Asosiasi Kliring Trafik Telekomunikasi (ASKITEL)	Telkom, Telkomsel
3.	Asosiasi Penyelenggara Jaringan Internet Indonesia (APJII)	Telkom, Telkomsat, TelkomMetra, Telkomsel
4.	Asosiasi Telekomunikasi Seluruh Indonesia (ATSI)	Telkom, Telkomsel
5.	Indonesia Telecommunication Users Group (IDTUG)	Telkom
6.	Asosiasi Penyelenggara Pengiriman Uang Indonesia (APPUI)	Telkom, Finnet, Telkomsel
7.	Asosiasi Sistem Pembayaran Indonesia (ASPI)	Telkom, Finnet, Telkomsel
8.	Asosiasi Penyelenggara SKKL Seluruh Indonesia (ASKALSI)	Telkom
9.	Indonesia Mobile Content Association (IMOCA)	Telkom
10.	Asosiasi Televisi Swasta Indonesia (ATVSI)	Telkom
11.	Asosiasi Satelit Indonesia (ASSI)	Telkom, Telkomsat
12.	Forum Komunikasi Satuan Pengawas Internal (FKSPI)	Telkom
13.	Asosiasi Gabungan Pelaksana Konstruksi Nasional Indonesia (GAPENSI)	Graha Sarana Duta, Telkomsat, Mitratel
14.	Keanggotaan Green Building Council Indonesia (GBCI)	Graha Sarana Duta
15.	Keanggotaan Persatuan Perusahaan Real Estate Indonesia (REI)	Graha Sarana Duta
16.	Asosiasi Gabungan Rekanan Konstruksi Indonesia (GARANSI)	Graha Sarana Duta
17.	Asosiasi Badan Usaha Jasa Pengamanan Indonesia (ABUJAPI)	Graha Sarana Duta
18.	Asosiasi Perusahaan Klining Servis Indonesia (APKLINDO)	Graha Sarana Duta
19.	Kamar Dagang dan Industri (KADIN)	Telkom, Graha Sarana Duta, Telkomsat, Infomedia, Nutech, AdMedika, Bosnet, Swadharma Sarana Informatika (SSI)
20.	Asosiasi Perawatan Bangunan Indonesia (APBI)	Graha Sarana Duta
21.	Asosiasi Kontraktor Ketenagalistrikan Indonesia (AKLINDO)	Graha Sarana Duta
22.	Asosiasi Pengelola Gedung Badan Usaha Milik Negara (APG BUMN)	Graha Sarana Duta
23.	Indonesia Cyber Security Forum (ICSF)	Telkom
24.	Asosiasi Inkubator Bisnis Indonesia (AIBI)	Indigo Creative Nation
25.	Asosiasi Perusahaan Nasional Telekomunikasi (APNATEL)	Telkom, Telkom Akses
26.	Asosiasi Perusahaan Teknik Mekanikal Elektrikal (APTEK)	Nutech, Swadharma Sarana Informatika (SSI)
27.	Asosiasi Perusahaan Pengadaan Komputer dan Telematik Indonesia (ASPEKMI)	Nutech, Infomedia, Swadharma Sarana Informatika (SSI), Telkomsat
28.	Asosiasi Pengusaha Indonesia (APINDO)	Infomedia
29.	Asosiasi Bisnis Alih Daya Indonesia (ABADI)	Infomedia
30.	Indonesia Contact Center Association (ICCA)	Infomedia
31.	Asosiasi Cloud Computing Indonesia	Telkomsigma
32.	Asosiasi Data Center Indonesia (IDPRO)	Telkomsigma
33.	Asosiasi PMOI (Project Management Office Professional Indonesia)	Telkomsigma
34.	Asosiasi Badan Usaha Jasa Pengamanan Indonesia (ABUJAPI)	Swadharma Sarana Informatika (SSI)
35.	Asosiasi Perusahaan Jasa Pengolahan Uang Tunai Indonesia (APJATIN)	Swadharma Sarana Informatika (SSI)
36.	Asosiasi Perusahaan dan Konsultan Telematika Indonesia (ASPEKTI)	Swadharma Sarana Informatika (SSI)
37.	Asosiasi Perusahaan Perdagangan Barang Distributor, Keagenan dan Industri (ARDIN)	Swadharma Sarana Informatika (SSI), Telkomsat
38.	Asosiasi Fintech (AFTECH)	Finnet, Telkomsel
39.	Asosiasi E-Commerce Indonesia (idEA)	Finnet
40.	Ikatan Ahli Ekonomi Islam Indonesia (IAEI)	Telkom
41.	Masyarakat Ekonomi Syariah (MES)	Telkom
42.	BUMN Muda	Telkom
43.	Business 20 (B20)	Telkom
44.	Forum Human Capital Indonesia (FHCI)	Telkom
45.	Asosiasi Pengembang Menara Telekomunikasi (ASPIMTEL)	Mitratel
46.	Asosiasi IoT Indonesia (ASIOTI)	Telkomsel
47.	Asosiasi Emiten Indonesia (AEI)	Telkom, Mitratel
48.	Himpunan Jasa Konstruksi Indonesia (HJKI)	Telkom Akses
49.	Ikatan Akuntan Indonesia (IAI)	Telkom

[Table of Content](#)

No.	National	Member
50.	Indonesia Corporate Secretary Association (ICSA)	Mitratel
51.	Cyber Defense Indonesia (CDEF ID)	Telkom, Telkomsel

No.	International	Member
1.	International Telecommunication Union (ITU)	Telkom
2.	International Telecommunications Satellite Organization (ITSO)	Telkom
3.	International Telecommunications Satellite (INTELSAT)	Telkom
4.	International Marine/Maritime Satellite (INMARSAT)	Telkom
5.	Asia Pacific Telecommunication (APT)	Telkom, Telkomsel
6.	Asia Pacific Economic Cooperation (APECTEL)	Telkom
7.	TM Forum	Telkom, Telkomsel
8.	ASEAN CIO Association (ACIOA)	Telkom
9.	Wireless Broadband Alliance (WBA)	Telkom
10.	The Institute of Certified Management Accountants	Telkom
11.	Asia-Pacific Satellite Communications Council (APSCC)	Telkomsat
12.	Asia Pacific Network Information Centre (APNIC)	Telkomsel
13.	Bridge Alliance	Telkomsel
14.	Global System for Mobile Communications Association (GSMA)	Telkomsel
15.	PMO Global Alliance (PMOGA)	Telkomsigma
16.	Pacific Telecommunications Council (PTC)	Telin
17.	Mobile Ecosystem Forum (MEF)	Telin
18.	International Cable Protection Committee (ICPC)	Telin
19.	The ITW Global Leader's Forum	Telin
20.	Information Systems Audit and Control Association (ISACA) Chapter Indonesia	Telkom
21.	Global Information Assurance Certification (GIAC) Advisory Board	Telkom
22.	International Information System Security Certification Consortium (ISC2)	Telkom
23.	International Association of Privacy Professionals (IAPP)	Telkom

[Table of Content](#)

GLOSSARY

3P + 1L

Pay for Person (according to the required competencies), Pay for Position (according to the level of responsibility and accountability), Pay for Performance (according to performance in achieving targets), and Pay for Location (according to the city of work location).

Backbone

The main communication network consisting of transmission and switching facilities that connect several network access nodes. The transmission network between node and switching facilities includes microwaves, submarine cables, satellites, optical fibers, and other transmission technologies.

Bandwidth

The capacity of a communication link.

Broadband

Signaling methods that include or handle relatively wide frequency ranges (or bands).

BTS

Base Transceiver Station, equipment that transmits and receives radio telephony signals to and from other telecommunication systems.

CPE

Customer Premises Equipment is a handset, receiver, set-top box or other device used by customers of wireless, fixed or broadband telecommunications services, which are the property of certain network operators and are placed at the customer's location.

Cyberattack

A cyberattack is deliberate of the exploitation of computer systems, technology-dependent enterprises, and networks. Cyberattack use malicious code to alter computer code, logic or data, resulting in disruptive consequences that can compromise data and lead to cybercrimes, such as information and identity theft.

Cyber Security Operation Center

Center for monitoring, detecting, and implementing response to information security incidents.

Dry Plant

ISP (In Side Plant) is a component or device in the Submarine Communication Cable System (SCCS) located in the waters / sea consisting of fiber optic cable, SLTE, DWDM, PFE, etc.

e-Commerce

Electronic Commerce, the buying and selling of products or services over electronic systems such as the internet and other computer networks.

Eduvice

The program was launched as a form of commitment to reducing electronic waste (e-waste).

ESG

Environmental, Social, and Governance is a set of operational standards that refer to three main criteria (environmental, social, and governance) in measuring the sustainability and impact of an investment in a company.

Fiber Optic

Cables that use optical fiber and laser technology where the reflected light representing data is sent through thin glass filaments.

FTTx

Fiber to the "X" is a collective term used to describe a wide selection of broadband network architectures that use fiber optics. One example of this architecture is FTTH or fiber-to-the-home, which is a fiber optic network from an Internet Service Provider (ISP) to a home or business location.

[Table of Content](#)

Gbps

Gigabits per second is the average number of bits, characters, or blocks per unit of time that moves between devices in the data delivery system. Usually measured in units of bits per second or bytes per second.

GraPARI

Telkomsel customer service center.

GRI

Global Reporting Initiative is an organization that sets internationally accepted Sustainability Reporting standards.

GRI Standards

GRI Standards or Global Reporting Initiative Standards are the highest international standards in preparing sustainability reports that regulate the mechanism of content writing and material disclosure.

IDX

The Indonesia Stock Exchange is one of the institutions in the capital market formed through a merger between the Jakarta Stock Exchange and the Surabaya Stock Exchange.

IoT

The Internet of Things (IoT) is the network of devices, vehicles, and home appliances that contain electronics, software, actuators, and connectivity which allows those things to connect, interact and exchange data.

ISO

The International Organization for Standardization (ISO) is an international standard setting body consisting of representatives from each country's national standardization bodies.

KPPU

The Business Competition Supervisory Commission or KPPU is an independent institution formed to oversee the implementation of Law No. 5 of 1999 regarding Prohibition of Monopolistic Practices and Unfair Business Competition.

LED

Light Emitting Diode is electronic components that can emit monochromatic light when forward voltage is applied.

Mbps

Megabits per second, a measure of speed for digital signal transmission expressed in millions of bits per second.

NPS

Net Promoter Score is a market research metric used by Telkom to find out the latest voice of customers, as input in improving customer experience. Thus, Telkom can ensure that the repairs are carried out correctly and customer satisfaction is well maintained.

NYSE

The New York Stock Exchange (otherwise known as the NYSE) is one of the stock exchanges in the United States where Telkom shares are listed, other than on the Indonesia Stock Exchange.

OJK

Otoritas Jasa Keuangan, or the Indonesian Financial Services Authority, the successor of Bapepam-LK, is an independent institution with authority to regulate and supervise financial services activities in the banking sector, capital market sector as well as non-bank financial industry sector.

OKR

An Objective and Key Results that is a framework in setting, communicating, executing and monitoring the achievement of effective and measurable targets/goals of an organization/company.

PINS

PINS or PT PINS INDONESIA is a company engaged in the trading of Customer Premises Equipment (CPE) and is a subsidiary of Telkom with shares of 100%.

SASB

Sustainability Accounting Standards Board (SASB) provides sustainability accounting standards for use by publicly listed corporations in the U.S. in disclosing material sustainability issues for the benefit of investors and the public.

SCCS

[Table of Content](#)

Submarine Communication Cable Systems are cables stretched under the sea between stations built on land to deliver telecommunication signals through submarines.

SDG

The Sustainable Development Goals (SDGs) are 17 goals with 169 measurable achievements and deadlines set by the United Nations as the world development agenda for the benefit of humans and planet earth.

Service Assurance

Services that guarantee optimal product performance through meeting certain quality standards to meet customer satisfaction.

Service Delivery

Services to fulfill customer needs in the form of products or solutions from Telkom accompanied by a guarantee of good delivery quality.

SIM Card

Subscriber Identity Module card is a stamp-sized smart card placed on a mobile phone that holds the key to the telecommunication service.

SLA

Service Level Agreement (SLA) which is an agreement between Telkom and customers regarding the level of service quality.

SMILE

Supply Management Information for Logistic Enhancement, an online web application (smile.telkom.co.id) for logistics management that provides solutions in managing work programs/projects in detail and easily.

SOE

State-Owned Enterprise, a government-owned corporation, state owned company, state-owned entity, state enterprise, publicly owned corporation, government business enterprise, or parastatal, a legal entity created by a government to undertake commercial activities on behalf of an owner government.

Switching

An electronic, electrical or mechanical device that opens or closes circuits, completes or stops electrical lines, or selects paths or circuits, used to direct traffic on telecommunications networks.

Wet plant

OSP (Out Side Plant) are components or devices in the Submarine Cable Communication System (SKKL) located in the waters/sea consisting of marine fiber optic cables, repeaters, equalizers, and branching units.

[Table of Content](#)

ABBREVIATION

Keyword	Description
3T	<i>Tertinggal, Terdepan, Terluar</i>
AI	Artificial Intelligence
AKHLAK	<i>Amanah Kompeten Harmonis Loyal Adaptif Kolaboratif</i>
ASKALSI	<i>Asosiasi Kabel Laut Seluruh Indonesia</i>
BBM	<i>Bahan Bakar Minyak</i>
BCMS	Business Continuity Management System
BLS	Basic Life Support
BTS	Base Transceiver Station
BUMN	<i>Badan Usaha Milik Negara</i>
CBA	Competency & Behavior Appraisal
CDC	Community Development Center
CDI	Customer Dissatisfaction Index
CID	Community Involvement Development
CIQS	Cable Implementation Quality System
CLI	Customer Loyalty Index
CO ₂	Carbon Dioxide
CPE	Customer Premises Equipment
CSI	Customer Satisfaction Index
CSR	Customer Social Responsibility
CSV	Creating Shared Value
DDoS	Distributed Denial of Service
DaPen	<i>Dana Pensiun Telkom</i>
DNA	Device, Network, Application
DPLK	<i>Dana Pensiun Lembaga Keuangan</i>
DRUPS	Diesel Rotary Uninterruptible Power Supply
Eduvice	Electronic Device Donation for Education
ESG	Environment, Social, and Governance
FWA	Flexible Working Arrangement
Gbps	Giga byte per second
GCG	Good Corporate Governance
GIS	Geographic Information System
GJ	Gigajoule
GraPARI	Graha Pari Sraya
GSD	<i>Graha Sarana Duta</i>
HAM	<i>Hak Asasi Manusia</i>
HR	Human Resource
HSE	Health, Safety, and Environment
ICT	Information & Comunication Technology
IDN	Indonesia Digital Network
IDX	Indonesia Stock Exchange
IEC	International Electrotechnical Commission
ILO	International Labor Organizational
IoT	Internet of Things
ISMS	Information Security Management System
ISO	International Organization for Standardization
ISP	In Side Plant
ITSMS	IT Service Management System
KPPU	<i>Komisi Pengawasan Persaingan Usaha</i>
LED	Light Emitting Diode
LTE	Long Term Evolution
Mbps	Mega bits per second
MSME	Micro Small Medium Enterprise
MTTR	Mean Time to Repair
NPS	Net Promoter Score
NYSE	New York Stock Exchange
OHSAS	Occupational Health and Safety Assessment Series

[Table of Content](#)

Keyword	Description
OJK	Otoritas Jasa Keuangan
OKR	Objective dan Key Result
OSH	Occupational Safety and Health
OSHMS	Occupational Safety and Health Management System
OSP	Out Side Plant
PAK	Penyakit Akibat Kerja
PD	Peraturan Direksi
PDAM	Perusahaan Daerah Air Minum
PDP	Perlindungan Data Pribadi
PKB	Perjanjian Kerja Bersama
POJK	Peraturan Otoritas Jasa Keuangan
PPIP	Program Pensiun luran Pasti
PPMP	Program Pensiun Manfaat Pasti
PR	Peraturan Perusahaan
PUE	Power Usage Effectiveness
QCDS	Quality, Cost, Delivery, dan Service
QMS	Quality Management System
RUPS	Rapat Umum Pemegang Saham
SASB	Sustainability Accounting Standards Board
SDGs	Sustainable Development Goals
SDM	Sumber Daya Manusia
SEKAR	Serikat Karyawan
SEPAKAT	Serikat Pekerja Telkomsel
SKATA	Serikat Karyawan Graha Sarana Duta
SKKL	Sistem Komunikasi Kabel Laut
SLA	Service Level Agreement
SLG	Service Level Guarantee
SMAP	Sistem Manajemen Anti Penyupaan
SMILE	Supply Management and Logistic Enhancement
SNI	Standar Nasional Indonesia
SOE	State-Owned Enterprise
SPIN	Serikat Pekerja Infomedia Nusantara
SPMD	Serikat Pekerja Metra Digital Media
TCU	Telkom Corporate University
TIQA	Telkom Integrated Quality Assurance
TJSL	Tanggung Jawab Sosial dan Lingkungan
TKDN	Tingkat Kandungan Dalam Negeri
TPB	Tujuan Pembangunan Berkelanjutan
UMP	Upah Minimum Provinsi
WBS	Whistleblowing System
WFO	Work From Office
YAKES	Yayasan Kesehatan

[Table of Content](#)

REFERENCE OF OJK REGULATION NO. 51/POJK.04/2017 AND OJK CIRCULAR LETTER NO. 16/SEOJK.04/2021

No Index	Index Name	Page
Sustainability Strategy		
A.1	Elaboration on Sustainability Strategy	25
Summary of Sustainability Aspect Performance		
B.1	Economic Aspects	16
B.2	Environmental Aspects	16
B.3	Social Aspects	16
Company Profile		
C.1	Vision, Mission, and Values of Sustainability	15
C.2	Company's Address	5
C.3	Enterprise Scale	15-16
C.4	Products, Services, and Business Activities	14
C.5	Membership in Association	21, Appendix
C.6	Significant Changes in Issuers and Public Companies	15
The Board of Directors' Explanation		
D.1	The Board of Directors' Explanation	6-13
Sustainability Governance		
E.1	Responsible for Implementing Sustainable Finance	23-24
E.2	Competency Development Related to Sustainable Finance	53
E.3	Risk Assessment of the Implementation of Sustainable Finance	28-29
E.4	Relations with Stakeholders	62
E.5	Problems with the Implementation of Sustainable Finance	28-29,
Sustainability Performance		
F.1	Sustainable Culture Development Activities	36
Economic Performance		
F.2	Comparison of targets to performance of production, portfolio, financing targets or investments, revenue, as well as profit and loss	72
F.3	Comparison of target to performance of portfolio, financing target or investments in financial instruments or projects in line with the implementation of Sustainable Finance	-
Environmental Performance		
General Aspect		
F.4	Environmental Costs	-
Material Aspect		
F.5	Use of Environmentally Friendly Materials	36, 39-41
Energy Aspect		
F.6	Amount and Intensity of Energy Used	38-39
F.7	Efforts and Achievements of Energy Efficiency and Use of Renewable Energy	40
Water Aspect		
F.8	Water usage	41
Aspects of Biodiversity		
F.9	Impacts from Operational Areas that are Near or Located in Conservation Areas or Have Biodiversity	41
F.10	Biodiversity Conservation Efforts	41
Emission Aspect		
F.11	Total and Intensity of Emissions Generated by Type	41
F.12	Efforts and Achievements of Emission Reduction Made	36-38
Waste and Effluent Aspects		
F.13	Amount of Waste and Effluent Generated by Type	42-43
F.14	Waste and Effluent Management Mechanism	42-43
F.15	Occurring Spills (if any)	Irrelevant
Complaint Aspects Related to the Environment		
F.16	Number and Material of Environmental Complaints Received and Resolved	65

[Table of Content](#)

No Index	Index Name	Page
Social Performance		
F.17	Commitment to Provide Services on Equal Products and/or Services to Consumers	44-48
Employment Aspect		
F.18	Equal Employment Opportunity	49-50
F.19	Child Labor and Forced Labor	49
F.20	Regional Minimum Wage	51
F.21	Decent and Safe Work Environment	54
F.22	Employee Capability Training and Development	53-54
Community Aspect		
F.23	Impact of Operations on Surrounding Communities	57-58
F.24	Community Complaints	65
F.25	Corporate Social Responsibility (CSR)	57-60
Responsibility for Sustainable Product/Service Development		
F.26	Innovation and Development of Sustainable Financial Products/Services	Irrelevant
F.27	Products/Services That Have Been Evaluated for Safety for Customers	44
F.28	Product/Service Impact	65-71
F.29	Number of Product Recalls	42
F.30	Customer Satisfaction Survey on Sustainable Financial Products and/or Services	48
Others		
G.1	Written Verification from Independent Party (if any)	5
G.2	Feedback Sheet	88
G.3	Responses to Feedback on the Previous Year's Sustainability Report	5
G.4	List of Disclosures in Accordance with Financial Services Authority Regulation No. 51/POJK.03/2017 regarding the Implementation of Sustainable Finance for Financial Services Institutions, Issuers, and Public Companies	83-84

[Table of Content](#)

GRI CONTENT INDEX

Statement of Use PT Telkom Indonesia (Persero) Tbk has reported the information cited in this GRI content index for the period January 1 to December 31, 2023 with reference to the GRI Standards.

GRI 1 Used GRI 1: Foundation 2021

GRI Standard	Indicators	Disclosure	Location
GRI 2: General Disclosures 2021	2-1	Organizational details	14-15
	2-2	Entities within the organization's sustainability reporting	5
	2-3	Reporting period, frequency, and contact	5
	2-4	Restatements of information	5
	2-5	External assurance	5
	2-6	Activities, value chain and other business relationships	14-15, 73
	2-7	Employees	48
	2-8	Workers who are not employees	
	2-9	Governance structure and composition	23
	2-10	Nomination and selection of the highest governance body	
	2-11	Chair of the highest governance body	23
	2-12	Role of the highest governance body in overseeing the management of impacts	23
	2-13	Delegation of responsibility for managing impacts	23
	2-14	Role of the highest governance body in sustainability reporting	23
	2-15	Conflicts of interest	61
	2-16	Communication of critical concerns	Annual Report
	2-17	Collective knowledge of the highest governance body	Annual Report
	2-18	Evaluation of the performance of the highest governance body	Annual Report
	2-19	Remuneration policies	Annual Report
	2-20	Process to determine remuneration	Annual Report
	2-21	Annual total compensation ratio	Annual Report
	2-22	Statement on sustainable development strategy	25
	2-23	Policy commitments	25, 31
	2-24	Embedding policy commitments	25
	2-25	Processes to remediate negative impacts	23, 28, 31
	2-26	Mechanisms for seeking advice and raising concerns	Annual Report
	2-27	Compliance with laws and regulations	25, 62
	2-28	Membership associations	21, Appendix
	2-29	Approach to stakeholder engagement	62
	2-30	Collective bargaining agreements	
GRI 3: Material Topics 2021	3-1	Process to determine material topics	26
	3-2	List of material topics	26
	3-3	Management of material topics	26, 31
GRI 201: Economic Performance 2016	201-1	Direct economic value generated and distributed	72
	201-2	Financial implications due to climate change	65
	201-3	Defined benefit plan obligations and other retirement plans	51
GRI 203: Indirect Economic Impacts 2016	203-1	Infrastructure investment and services supported	66
	203-2	Significant indirect economic impact	57
GRI 204: Procurement Practices 2016	204-1	Proportion of spending on local suppliers	74
GRI 205: Anti-corruption 2016	205-1	Operations assessed for risks related to corruption	64
	205-2	Communication and training about anti-corruption policies and procedures	64
	205-3	Confirmed incidents of corruption and actions taken	65

[Table of Content](#)

GRI Standard	Indicators	Disclosure	Location
GRI 206: Anti-competitive Behavior 2016	206-1	Legal actions for anti-competitive behavior, anti-trust, and monopoly practices	64
GRI 302: Energy 2016	302-1	Energy consumption within the organization	38, 40
	302-2	Energy consumption outside of the organization	38
	302-3	Energy intensity	38
	302-4	Reduction of energy consumption	39-40
GRI 303: Water and Effluents 2018	303-5	Water consumption	41
GRI 305: Emissions 2016	305-1	Direct (Scope 1) GHG emissions	41
	305-2	Energy indirect (Scope 2) GHG emissions	41
	305-5	Reduction of GHG emissions	41
GRI 306: Waste 2020	306-2	Management of significant waste-related impacts	42
	306-3	Waste Generated	42
GRI 401: Employment 2016	401-1	New employee hires and employee turnover	49
	401-2	Benefits provided to full-time employees that are not provided to temporary or part-time employees	51
	401-3	Parental leave	51
GRI 403: Occupational Health and Safety 2018	403-1	Occupational health and safety management system	54
	403-2	Hazard identification, risk assessment, and incident investigation	54
	403-3	Occupational health service	55
	403-4	Worker participation, consultation, and communication on occupational health and safety	56
	403-5	Worker training on occupational health and safety	56
	403-6	Promotion of worker health	55
	403-7	Prevention and mitigation of occupational health and safety impacts linked by business relationships	55
	403-8	Workers covered by an occupational health and safety management system	54
	403-9	Work-related injuries	54
	403-10	Work-related ill health	54
GRI 404: Training and Education 2016	404-1	Average hours of training per year per employee	53
	404-2	Programs for upgrading employee skills and transition assistance programs	51, 53
	404-3	Percentage of employees receiving regular performance and career development reviews	51
GRI 405: Diversity and Equal Opportunity 2016	405-1	Diversity of governance bodies and employees	50
	405-2	Ratio of basic salary and remuneration of women to men	51
GRI 2016 Non-discrimination 2016	406-1	Incidents of discrimination and corrective actions taken	56
GRI 413: Local Communities 2016	413-1	Operations with local community engagement, impact assessments, and development programs	57
GRI 418: Customer Privacy 2016	418-1	Customer complaints related to customer privacy and loss of customer data	67

[Table of Content](#)

SASB INDEX

Telecommunication Industry		
Code	Description	Page(s)
Activity Metric		
TC-TL-000.A	Number of wireless subscribers	44
TC-TL-000.B	Number of wireline subscribers	44
TC-TL-000.C	Number of broadband subscribers	44
TC-TL-000.D	Network traffic	15, 46
Environmental Footprint of Operations		
TC-TL-130a.1	Total energy consumed, percentage grid electricity, percentage renewable energy	40
Data Privacy		
TC-TL-220a.1	Description of policies and practices relating to behavioral advertising and customer privacy	67
TC-TL-220a.2	Number of customers whose information is used for secondary purposes	67, 69
TC-TL-220a.3	Total amount of monetary losses as a result of legal proceedings associated with customer privacy	67
TC-TL-220a.4	Number of law enforcement requests for customer information, number of customers whose information was requested, percentage resulting in disclosure	69
Data Security		
TC-TL-230a.1	Number of data breaches, percentage involving personally identifiable information (PII) and number of customers affected	67
TC-TL-230a.2	Description of approach to identifying and addressing data security risk, including third-party cybersecurity standards	67
Product end-of-Life Management		
TC-TL-440a.1	Materials recovered through take back programs, percentage of recovered materials that are (a) reused, (b) recycled, and (c) landfilled	42
Competitive Behavior & Open Internet		
TC-TL-520a.1	Total amount of monetary losses as a result of legal proceedings associated with anti-competitive behavior regulations	64
TC-TL-520a.2	Average actual sustained download speed of owned and commercially associated content and non-associated content	45
TC-TL-520a.3	Description of risks and opportunities associated with net neutrality, paid peering, zero rating, and related practices	-
Managing Systemic Risks from Technology Disruption		
TC-TL-550a.1	System average interruption frequency and customer average interruption duration	65
TC-TL-550a.2	Discussion of systems to provide unimpeded service during service interruptions	65-66

[Table of Content](#)

FEEDBACK FORM

FEEDBACK FORM OF PT TELKOM INDONESIA (PERSERO) TBK 2023 SUSTAINABILITY REPORT

Thank you for reading our Sustainability Report. To improve the quality of future Sustainability Report, we want to provide you with feedback by completing the following form:

Questions

- In your opinion, this Sustainability Report has provided information on various activities implemented by PT Telkom Indonesia (Persero) Tbk.
 SA A M D SD
- In your opinion, the material in this Sustainability Report includes data and information are easily understood.
 SA A M D SD
- In your opinion, the material in this Sustainability Report includes data and information are sufficiently complete.
 SA A M D SD
- In your opinion, the material in this Sustainability Report includes data and information are accountale and can be valid.
 SA A M D SD

Notes:

SA: Strongly Agree A: Agree M: Moderate D:Disagree SD:Strongly Disagree

- In your opinion, what information do you feel was useful in this Sustainability Report?
 a.
 b.
 c.
- In your opinion, what information do you feel was not useful in this Sustainability Report?
 a.
 b.
 c.
- In your opinion, this information in this Sustainability Report is well presented, design, and layout, whit suitable photographs?
 a.
 b.
 c.
- In your opinion, what information was missing or incomplete and should be included in the future Sustainability Report?
 a.
 b.
 c.

Your Profile

Full name:
 Age and Sex: Yrs M/F (*cross the unnecessary ones*)
 Institution / Company:
 Type of Institution / Company: Government Industry Media
 NGO Public Other

Please send back this form to:
Investor Relations
 Telkom Landmark Tower Lantai 39
 Jl. Jend. Gatot Subroto Kav. 52
 Jakarta, 12710, Indonesia
 Tel: (62-21) 521 5109
 Fax: (62-21) 522 0500
 email: investor@telkom.co.id
 website: www.telkom.co.id

BUMI UNTUK
INDONESIA

Telkom
Indonesia
the world in your hand

Sustainable Transformation

Towards Excellence



2023 SUSTAINABILITY
REPORT

THEME

Sustainable Transformation Towards Excellence

Investment in developing the latest technology, such as 5G networks, digital services, and artificial intelligence-based solutions, is a strategic step in achieving business excellence. With an emphasis on social responsibility and responsible resource management, PT Telkom Indonesia (Persero) Tbk (Telkom) strives to create a harmonious balance between achieving business excellence and implementing sustainable practices. In the steps towards transformation, Telkom carries out its business activities while consistently implementing ESG-based sustainability initiatives to achieve superior performance in the future. These sustainability initiatives include efficiency activities in business processes, efforts to improve data security and cyber security systems, environmentally friendly business practices, development of technological innovation and digitalization, application of business ethics, and continuing to innovate in improving customer experiences.

DISCLAIMER

PT Telkom Indonesia (Persero) Tbk, known as "Telkom", has released its 2023 Sustainability Report which provides data and information on economic performance and environmental, social, governance (ESG) and sustainable development goals (SDG). The significant issues in this report were selected by considering the impact and concerns of stakeholders. The data and information presented are sourced from various reliable sources within TelkomGroup. This report reports on the performance of "TelkomGroup" or "Telkom" which includes the performance of PT Telkom Indonesia (Persero) Tbk and its subsidiaries.

This report also includes forward-looking statements by Telkom, including future targets, expectations, estimates, or projections. Telkom recognizes the risk of uncertainty in information regarding future targets and forecasts. Therefore, as part of good governance practices, Telkom cautions readers that these views may still need to be fully realized.

TABLE OF CONTENT

THEME DISCLAIMER TABLE OF CONTENT

01 HIGHLIGHT

4	About Sustainability Report
6	Explanation of the President Commissioner
10	Explanation of the President Director
16	Company Profile
24	Sustainability Achievements and Overview
26	Appreciations and Awards
28	Certifications
29	Membership in Association

02 TELKOM SUSTAINABILITY

32	Sustainability Governance
33	Sustainability Strategy
38	Sustainability Risk Management
40	Sustainability Metrics and Targets

03 SUSTAINABILITY PERFORMANCE


50	Environmental: Value for the Planet (Right Environmental Approach)
50	Eco-Friendly Work Culture
50	Energy and Emissions Management
57	Water Management
57	Biodiversity Preservation
58	Waste Management
59	Environmental Initiatives Involving External Parties

60	Social: Value for the People (Right People)
60	Customer as Main Priority
66	Human Resources Management
76	Community Involvement and Development
80	Governance: Value-Added Business (Right Governance)
80	Corporate Governance
81	Stakeholder Engagement
82	Risk and Crisis Management
82	Business Ethics and Compliance
83	Anti-Corruption, Anti-Bribery, and Anti-Fraud Policies
86	Privacy Protection and Data Security
91	Sustainable Economic Value Creation
92	Responsible Supply Chain

04 APPENDICES

96	Appendix 1: Membership in Association
98	Appendix 2: Glossary
100	Appendix 3: Abbreviation
102	Appendix 4: Reference of OJK Regulation No. 51/POJK.04/2017 and OJK Circular Letter No. 16/SEOJK.04/2021
104	Appendix 5: GRI Standard Index
107	Appendix 6: SASB Index

HIGHLIGHT



PART/ 01.



PT. TELKOM INDONESIA (PERSERO) TBK

01.

Highlight

SUSTAINABILITY REPORT 2023

3



HIGHLIGHT

ABOUT SUSTAINABILITY REPORT

REPORTING PERIOD

This Sustainability Report contains data and information on environmental, social, governance, and economic performance. Telkom publishes the Sustainability Report annually; the previous period report was published in April 2023. The reporting period is January 1, 2023 - December 31, 2023, by the consolidated financial reporting period. [2-2] [2-3]

REPORTING STANDARDS

1. Financial Services Authority Regulation (POJK) No. 51/POJK.03/2017 on the Implementation of Sustainable Finance for Financial Services Institutions, Issuers and Public Companies.
2. OJK Circular Letter No. 16/SEOJK.04/2021 concerning the Form and Content of the Annual Report of Issuers or Public Companies.
3. Global Reporting Initiative (GRI) Standards 2021, with alignment: 'in reference to the GRI Standards'.
4. Sustainability Accounting Standards Board (SASB) Telecommunication Services Sustainability Accounting Standard 2021.
5. Early adoption of International Financial Reporting Standard (IFRS) S1 and S2.

In this report, we restate some information from previous reporting, including data on energy and emissions generated by the Data Center. The change in data is due to the difference in calculation method from data center capacity basis to occupancy basis. [2-4]



REPORT ASSURANCE

Telkom Sustainability Report has not appointed an independent party to provide assurance services. However, Telkom ensures that all data and information have been approved and validated by the relevant divisions to improve the report's reliability. All disclosures have been reviewed by management and approved by the President Director, and President Commissioner, Telkom's highest sustainability governance officials. [2-5][2-14]

REPORT-RELATED CONTACTS

Investor Relation Unit

PT Telkom Indonesia (Persero) Tbk
The Telkom Hub, Telkom Landmark Tower 39th Floor
Jl. Jend. Gatot Subroto Kav. 52, Jakarta 12710, Indonesia
Phone : (6221) 521 5109
E-mail : investor@telkom.co.id

We would like to acknowledge the responses to other stakeholders' 2022 Sustainability Report feedback. Telkom management has also received input on sustainability performance from rating agencies and followed up on the ESG assessment results. In the 2023 Sustainability Report, Telkom endeavors to continuously improve the management of ESG aspects and sustainability performance.



HIGHLIGHT

EXPLANATION OF THE PRESIDENT COMMISSIONER

“**Telkom’s presence in society is committed to providing telecommunications solutions and creating a better and more sustainable future. The Board of Commissioners believes that a balance between the management of economic aspects and environmental, social, and governance (ESG) aspects will positively impact and add value to stakeholders and the environment.**”



Bambang Permadi Soemantri Brodjonegoro
President Commissioner/Independent Commissioner

PART/ 01.

Esteemed stakeholders,

Environmental, social, and governance (ESG) issues have become essential worldwide concerns. Throughout 2023, TelkomGroup strives to improve operational and financial performance while managing ESG aspects to contribute to future sustainability and support the achievement of the Sustainable Development Goals (SDGs).

The Board of Commissioners' Views on Implemented Policies and Strategies

The Board of Commissioners assesses that the Board of Directors has managed the Company's ESG aspects by the scope and context of sustainability relevant to the telecommunications sector. Telkom has the sustainability pillars of the Right Environmental Approach, Right People, and Right Governance as the foundation for formulating policies and strategies to achieve sustainability performance targets.

In the Right Environmental Approach pillar, the Company strives to conduct business with due regard to environmental aspects. The Board of Commissioners considers that the Company's policies and strategies in environmental management are pretty good, including e-waste management, energy efficiency, reduction of greenhouse gas (GHG) emissions, water savings, and utilization of new and renewable energy (EBT). The Board of Commissioners appreciates and supports the Company's initiatives to mitigate adverse environmental impacts.

The implementation of various initiatives in the Right People pillar is considered to be quite good, which is reflected in several initiatives, including internalization of human rights and business ethics in the TelkomGroup value chain, implementation of human resource management strategies to meet digital talents, provision of competency development programs, decent and safe workplaces, and programs to increase the inclusiveness of women in the TelkomGroup environment. The Company also runs social and environmental responsibility (CSR) programs that include small and medium enterprises (SMEs), community-based waste management, education assistance, and other social assistance to build community independence and support SDGs. The Board of Commissioners appreciates the Board of Directors steps in planning and realizing all initiatives in the Right People pillar that have been carried out in 2023 and continues to encourage it to be continued and improved in the future.

In the Right Governance pillar, the Company strengthens policies and strategies to run an ethical business, increase customer trust by managing data security and privacy, and comply with laws and regulations. Through the implementation of mature sustainability governance, the Board of Commissioners is optimistic that ESG management and the implementation of sustainability practices can be optimally monitored and evaluated to positively impact stakeholders.



HIGHLIGHT

Views on Achievement of Sustainable Performance

The acceleration of digitalization has triggered increased demand for digital telecommunications connectivity and infrastructure. The Company has a strategy to expand its product and service portfolio and continue transforming into a digital telco company. By strengthening its assets, product portfolio, and balanced ESG management, the Board of Commissioners expects the Company will be able to increase returns, optimize value for shareholders, and positively impact other stakeholders.

Throughout 2023, the Company has recorded positive sustainability performance, covering both business and ESG aspects. The Board of Commissioners appreciates the leadership of the Board of Directors, supported by the contribution and integration of all functions in carrying out their duties and responsibilities. Telkom's good sustainability performance in 2023, among others, is evidenced by the acquisition of several awards in the ESG aspect from external parties, such as the BUMN Corporate Communication & Sustainability (BCOMMS) 2023 award from the Ministry of BUMN, the Most Excellence GCG Implementation award from CNBC Indonesia, the Asia Pacific Climate Leaders Award 2023 award from Financial Times and Statista, the Corporate Governance Award from IICD. In addition, Telkom also managed to get an ESG Rating with an A rating from Morgan Stanley Capital International and a Score of 27.1 (Medium Risk) from Sustainalytics.

The Journey Ahead

The Board of Commissioners observed that global risks and challenges that must be mitigated include cybersecurity risks, technological sophistication impact, and human resources quality. As a company engaged in the telecommunications sector that is transforming into a digital telco, the Company needs to strengthen governance and implement preventive strategies to minimize the negative impact of the risks and challenges faced.


Amid the growing era of technology and digitalization, Telkom will strive to continue developing innovations and improving customer experience. These efforts are a priority to support Indonesia's transformation towards a superior digital economy and realize a better and more sustainable future for all Indonesians.

Appreciation

The Board of Commissioners would like to thank and appreciate all TelkomGroup personnel and stakeholders who have supported the company in implementing sustainability practices and achieving positive performance. We are excited to face the period ahead with even better sustainability performance achievements to increase added value for all stakeholders.

On behalf of the Board of Commissioners, I thank you and look forward to strengthening our collaboration and synergy to continue our partnership and realize a sustainable future.

Jakarta, March 31, 2024



Bambang Permadi Soemantri Brodjonegoro
President Commissioner/Independent Commissioner



HIGHLIGHT

EXPLANATION OF THE PRESIDENT DIRECTOR [2-14]

“ By managing environmental, social, and governance aspects or ESG, Telkom is optimistic that it will be able to achieve the sustainability performance targets that have been set and support the achievement of the Sustainable Development Goals (TPB/SDGs). More serious ESG management is also part of TelkomGroup’s transformation into a digital telco company that provides innovative solutions and creates sustainable added value for stakeholders and a positive environmental impact.”



Ririek Adriansyah

President Director

PART/ 01.

Esteemed stakeholders,

Current global dynamics pay special attention to the importance of environmental and social aspects in managing risks and supporting sustainable economic growth. PT Telkom Indonesia (Persero) Tbk ("Telkom" or the "Company"), as the leading player in the telecommunications industry, is committed to strengthening its culture of sustainability. TelkomGroup focuses on best practices to support SDGs and run business ethically.

Telkom consistently manages ESG risks with maximum efforts to suppress and reduce negative impacts on business activities while optimizing opportunities to support the Company's transformation. This approach aligns with the planet, people, partnership, prosperity, & peace (5P) values as the basis for improving sustainability performance. Telkom is a digital telecommunications company that manages ESG risks and innovates in digital technology to create convenience and comfort in everyday life. ESG risk mapping and sustainability pillars provide a solid basis for running a business sustainably, contributing positively to sustainable development, and creating positive value for society and the surrounding environment.

Policies to Respond to Challenges

In facing challenges related to ESG aspects, Telkom implements sustainability policies and strategies guided by the pillars of sustainability: the Right Environmental Approach, the Right People, and the Right Governance.

- The Right Environmental Approach pillar reflects a commitment to running a business environmentally responsible. By focusing on reducing the negative impact of the business chain, the Company strives to continue improving electronic waste management, working with vendors to manage waste, implementing energy efficiency and innovating to reduce emissions in Data Centers, to building green BTS that use New and Renewable Energy sources (EBT). Implementation of this pillar is also Telkom's effort to mitigate climate challenges and risks.
- The Right People pillar signifies dedication to positively impacting all stakeholders, including employees, customers, and society. The main challenge, especially in the social aspect, is related to talent management, including digital talent readiness. The Company's response to these challenges is to strengthen human resource management and adapt policies that can support diversity, prosperity, and equality, including increasing HR competency and empowering people with disabilities to face the digital acceleration and transformation of the Company.
- The Right Governance pillar includes a commitment to implementing strong sustainability governance, including legal compliance, business ethics, customer privacy, and human rights, especially in facing the biggest challenge in the telecommunications business, namely data security and cybersecurity, which is carried out through good data security governance and compliance with regulations to maintain customer privacy and data.

By implementing these three pillars, we aim to achieve a balanced and sustainable ESG performance and ensure that our digital transformation provides sustainable positive benefits for all stakeholders.

HIGHLIGHT

Sustainability Performance Achievements

Telkom believes that by integrating ESG into all aspects of our business, we can achieve sustainability performance targets and create a positive impact for a better future. Sustainability is a social responsibility and an integral element in business strategy, positively impacting the environment and society and contributing to sustainable business growth. Telkom's sustainability performance achievements are described in each of the following three sustainability pillars:

Right Environmental Approach

During 2023, TelkomGroup has implemented various initiatives to support sustainability practices and address the challenges faced as a digital telecommunications company. Focusing on the environmental aspect, the Company has proactively taken concrete actions, such as reducing carbon emissions through waste management activities, especially e-waste, planting 45,500 mangrove trees, revegetating 62,150 trees in 10 locations, and rehabilitating 3,920 coral reefs. TelkomGroup has used environmentally friendly energy sources at 830 sites, such as solar cells, biodiesel, and micro hydro. In addition, TelkomGroup also supports the use of environmentally friendly transportation by encouraging the use of electric vehicles (EVs) among its employees. Through these initiatives, in 2023, the GHG emissions generated amounted to 1,724,335.18 tons CO₂eq, a 7% decrease compared to 2022.

In the corporate environment, TelkomGroup builds an environmentally friendly culture by managing resources effectively and efficiently, including reducing the use of paper, water, and electricity to record a 4-21% reduction in the use of paper, water, and electricity in 2023. This effort also includes reducing employee personal waste. Telkom actively engages employees in e-waste management by providing e-boxes at each work location. By collaborating with partners, we ensure that e-waste is recycled into value-added items that can be utilized and distributed to the community. All of these efforts reflect TelkomGroup's commitment to sustainability and ongoing environmental responsibility.

Right People

During 2023, efforts to develop HR competencies continued to be strengthened through increased training and education programs. Concrete steps have been taken in managing the Digital Talent Readiness Program, an initiative aimed at developing employees' digital capabilities to adapt to changes in digital technology. By 2023, Telkom has 4,033 digital talents, or 17.18% of total employees.

Our focus also involves fair and ethical labor management, prioritizing human rights, gender equality, diversity, and inclusiveness in the company environment. Currently, as many as 36.95% of Telkom's total employees are women, including 29.96% at the managerial level, and actively participate in empowering individuals from among people with disabilities.

Not only are we internally oriented, but we are also committed to providing the best customer experience. The transformation of MyTelkomsel is clear evidence of our efforts to maintain and increase customer loyalty through end-to-end service/product integration that provides convenience and comfort in one efficient application solution. Through these various measures, Telkom's Net Promoter Score (NPS) value has improved to 56 points by the end of 2023.

Within the community, the Company is actively involved in managing the capacity building of Micro and Small Enterprises (MSEs). This effort aims to improve the quality of MSEs through digital empowerment and adaptation. The Digital Empowerment for the Nation initiative through MSE empowerment is our foundation for mobilizing a positive role in driving economic progress. By 2023, Telkom has fostered 11,180 MSEs, and as many as 11.76% of MSEs moved up to a higher class (Class Up).

Right Governance

The Company consistently implements sustainability governance, business ethics, and compliance with applicable regulations and supervises to ensure compliance with relevant norms and business ethics. In 2023, we made structural improvements by establishing a Data Protection Officer (DPO) organization with a more precise map of roles and functions. The Company also changed the Privacy Policy and Company Regulations to align with the provisions of the Personal Data Protection Law (PDP).

The Company also refers to the provisions of international standards, one of which is ISO 27001, to intensify data protection and security. This step ensures that TelkomGroup always meets global data management and protection standards and that, no data leakage incidents occur throughout 2023. All of these efforts are directed at ensuring that TelkomGroup not only complies with applicable regulations but also provides an optimal level of protection and security for data while adhering to the principles of high business ethics.

Economic Growth

TelkomGroup recorded positive achievements in operational and financial performance throughout 2023. These achievements reflect the positive impact of ESG management and sustainability practices on business growth. TelkomGroup's revenue in 2023 reached Rp149,216 billion, an increase of 1.30% compared to the previous year. TelkomGroup managed to record a net profit of Rp24,560 billion, which grew by 18.34% compared to last year. Overall, this positive achievement reflects the success of TelkomGroup's efforts to achieve financial targets and increase its positive impact in the context of sustainability practices.

Target Achievement Strategy

All TelkomGroup personnel, including the Board of Directors, Board of Commissioners, and Employees, will continue to work together and be responsible for implementing sustainability practices in daily operations. Management will consistently monitor and evaluate the achievement of operational performance targets, financial performance, and ESG performance.

On the other hand, the Company will also proactively identify potential challenges and opportunities. The awareness of the role of digital telecommunications as the main driver of the progress of the digital economy has become the basis for us to continue to innovate and carry out transformation. Digital telecommunications, in addition to providing convenience and connectivity, is considered the key to expanding the business value chain. TelkomGroup has strengthened its resolve to carry out comprehensive ESG risk management, aiming to reduce business risks and open up strategic new opportunities in the digital telecommunications era. The management and related divisions are also preparing a sustainability strategy that can be implemented holistically to minimize risks, optimize opportunities, and create a sustainable positive impact.

Appreciation

To conclude this explanation, we thank all stakeholders for supporting PT Telkom Indonesia (Persero) Tbk in implementing sustainability practices. This support is essential to the Company's journey to become the Digital Telco of choice to advance society. Telkom can continue to innovate amid various challenges and opportunities in the digital era to grow sustainably, create higher company value, and provide the best service to meet national digital needs.

Jakarta, March 31, 2024



Ririek Adriansyah
President Director



HIGHLIGHT

**STATEMENT LETTER
RESPONSIBILITY FOR THE 2023 SUSTAINABILITY REPORT**

We, the undersigned, declare that the Board of Commissioners have reviewed and approved the 2023 Sustainability Report of PT Telkom Indonesia (Persero) Tbk and declare that all information in the Sustainability Report has been contained in full, and we are fully responsible for the correctness of the contents of the Company's Sustainability Report.

This statement was made with actual.

Jakarta, March 31, 2024

Board of Commissioners



Bambang Permadi Soemantri Brodjonegoro
President Commissioner/Independent Commissioner



Wawan Iriawan
Independent Commissioner



Bono Daru Adji
Independent Commissioner



Abdi Negara Nurdin
Independent Commissioner



Marcelino Rumambo Pandin
Commissioner



Ismail
Commissioner



Rizal Mallarangeng
Commissioner



Isa Rachmatarwata
Commissioner



Arya Mahendra Sinulingga
Commissioner



Silmy Karim
Commissioner

STATEMENT LETTER RESPONSIBILITY FOR THE 2023 SUSTAINABILITY REPORT

We, the undersigned, declare that the Directors have reviewed and approved the 2023 Sustainability Report of PT Telkom Indonesia (Persero) Tbk and declare that all information in the Sustainability Report has been contained in full, and we are fully responsible for the correctness of the contents of the Company's Sustainability Report.

This statement was made with actual.

Jakarta, March 31, 2024


Board of Directors



Ririek Adriansyah
President Director



Heri Supriadi
Director of Finance & Risk
Management



FM Venusiana R
Director of Enterprise &
Business Service



Herlan Wijangko
Director of Network & IT Solution



Muhamad Fajrin Rasyid
Director of Digital Business



Budi Setyawan Wijaya
Director of Strategic Portfolio



Afriwandi
Director of Human Capital
Management




Bogi Witjaksono
Director of Wholesale & International Service



Honesti Basyir
Director of Group Business Development

HIGHLIGHT

COMPANY PROFILE [2-1]



Company Name

PT Telkom Indonesia (Persero) Tbk

Company Establishment Date

November 19, 1991

Ticker

TLKM – Indonesia Stock Exchange (BEI)
TLK – New York Stock Exchange (NYSE)

Corporate Status

Public Company (Tbk)

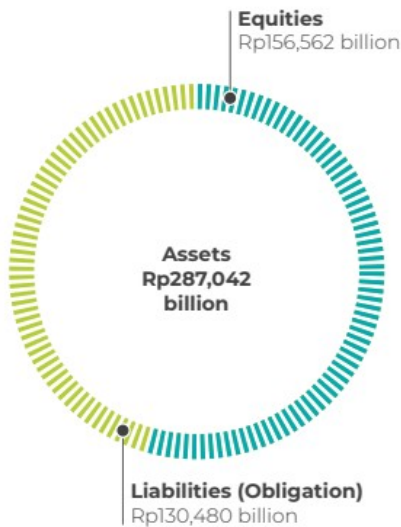
Head Office Address

Jalan Japati No.1 Bandung

Ownership

- The Government of the Republic of Indonesia 52.09%
- Public 47.91%

Financial Position





Number of Telkom Employees



Products, Services, and Business Activities Undertaken [2-6]

Information and Communication Technology (ICT) services and telecommunications networks.

Digital Business Domains

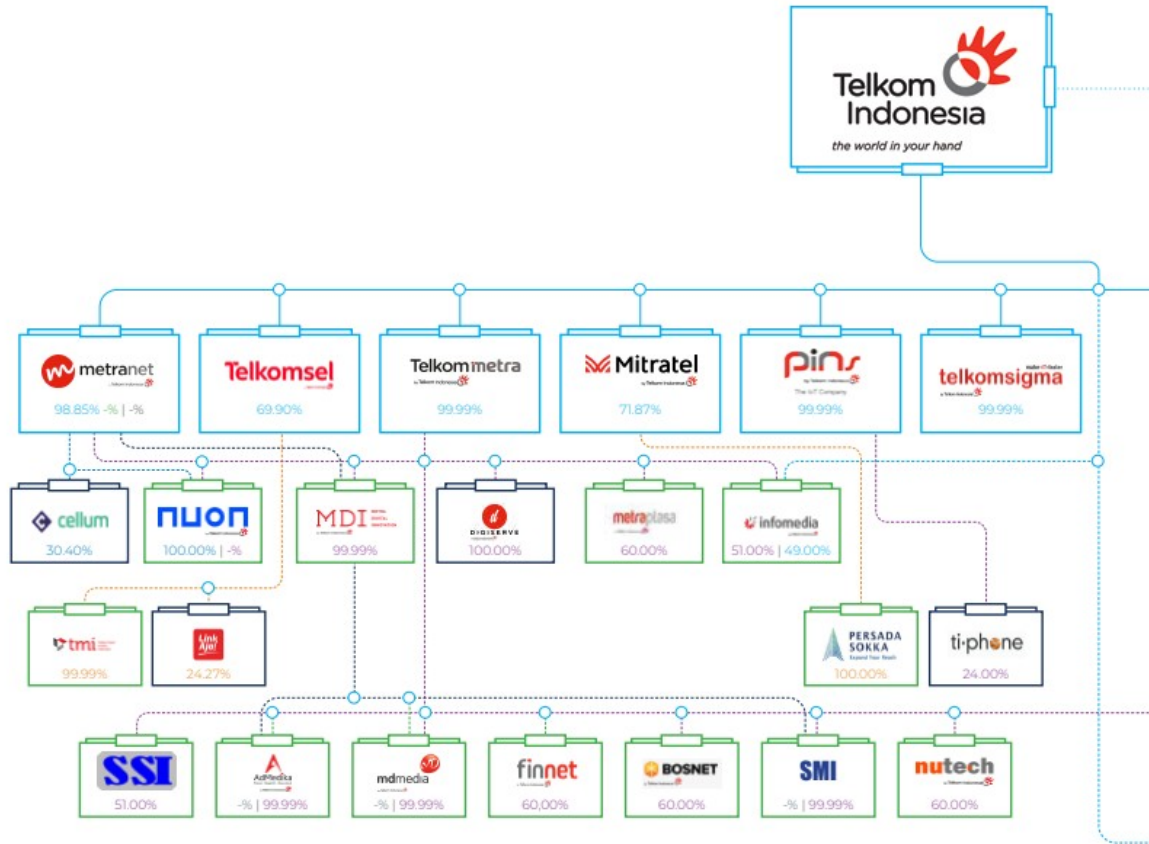
- Digital Connectivity** is a business and technology that focuses on connectivity.
- Digital Platform** is a digital infrastructure or framework that allows various entities to interact, collaborate, and exchange goods, services, or information electronically.
- Digital Services** is a business and product related to digital content.

Further information about Telkom is available in the separate Annual Report and the company's official website (https://www.telkom.co.id/sites/about-telkom/en_US).

HIGHLIGHT

TELKOM AND SUBSIDIARIES

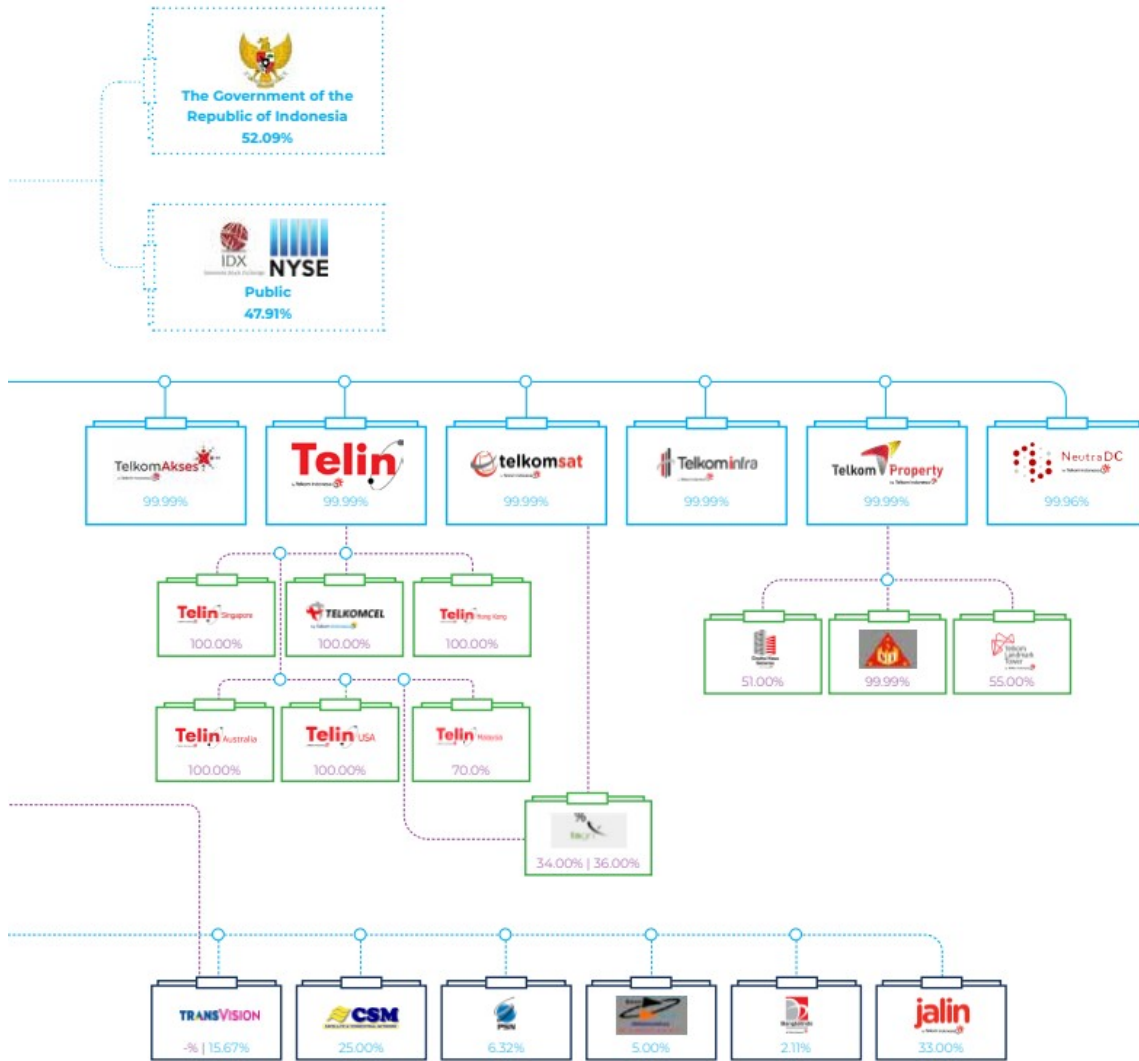
As of December 31, 2023, Telkom has 45 subsidiaries with direct and indirect ownership and ownership percentages of more than 50%, so their Financial Statements are consolidated with Telkom as the Parent Company. In addition, there are 9 unconsolidated subsidiaries (affiliates).



Description:

- Direct Ownership (Consolidated)
- Indirect Ownership (Consolidated)
- Unconsolidated

PART/ 01.



HIGHLIGHT

CUSTOMER-ORIENTED

In carrying out its business strategy and operations, TelkomGroup applies a customer-oriented approach. The company is committed to providing an exceptional experience for customers and prioritizing customer satisfaction. Along with the increasingly sophisticated technology industry changes, TelkomGroup strives to continue to grow and transform into a digital telecommunication company with three digital business domains: Digital Connectivity, Digital Platform, and Digital Services. Complete information about the Digital Business Domain, product, and service descriptions, as well as our customers and partners, are available at (https://www.telkom.co.id/sites/about-telkom/en_US).

SIGNIFICANT CHANGES

In 2023, Telkom signed a Conditional Spin-off Agreement (CSA) to integrate IndiHome into Telkomsel through the Fixed Mobile Convergence (FMC) initiative as part of the Five Bold Moves primary strategy. The signing of this agreement is part of the implementation of Telkom's plan to strengthen the business by providing broader broadband services and accelerating the equitable distribution of digital connectivity in Indonesia that is inclusive and sustainable. Thus, Telkomsel focuses on business-to-consumer (B2C), and Telkom focuses on business-to-business (B2B).

COMPANY'S PURPOSE, VISION, MISSION, AND VALUES

PURPOSE

To build a more prosperous and competitive nation as well as deliver the best value to our stakeholders.



VISION

To be the most preferred digital telco to empower the society.



MISSION

1. Advance rapid buildout of sustainable intelligent digital infrastructure and platforms that is affordable and accessible to all.
2. Nurture best-in-class digital talent that helps develop nation's digital capabilities and increase digital adoption.
3. Orchestrate digital ecosystem to deliver superior customer experience.

COMPANY VALUES

AKHLAK

AMANAH KOMPETEN HARMONIS
LOYAL ADAPTIF KOLABORATIF

HIGHLIGHT

OPERATIONAL COVERAGE AND NETWORK INFRASTRUCTURE [2-1, 2-6] [TC-TL-000.D]

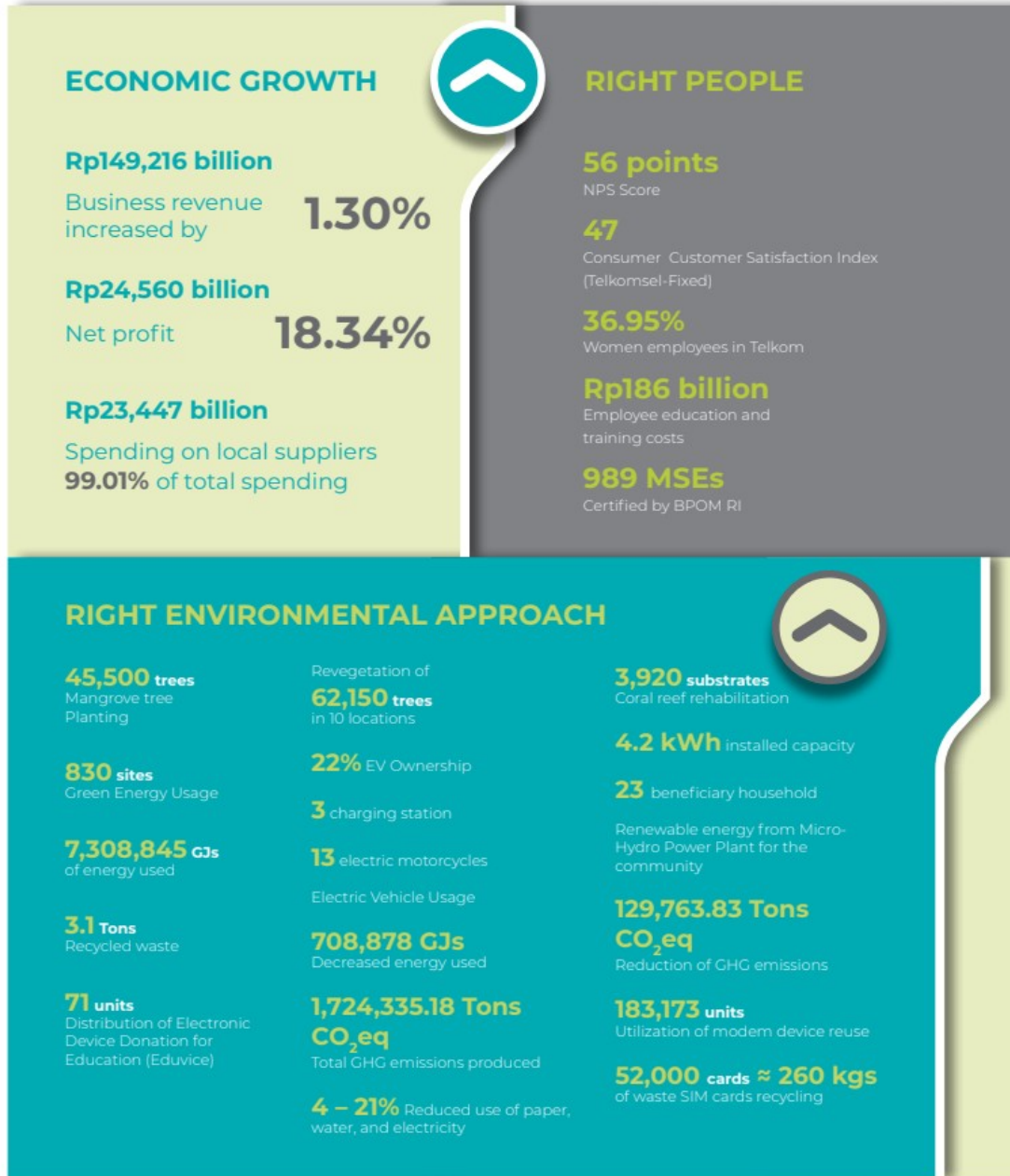


PART/ 01.



HIGHLIGHT

SUSTAINABILITY ACHIEVEMENTS AND OVERVIEW



PART/ 01.

3,785 MSEs

Certified BKPM

244 MSEs

are Halal certified

148 MSEs

participated in Pijar Mahir training

11,180

assisted MSEs

11.76%

MSEs class up

17.18% digital talent

Digital Talent Readiness Program

73

Wholesale Customer Satisfaction Index and International Business

29.96%

Women employees who occupy managerial level in Telkom

65.16 hours

Average employee training hours

2,900

active user of PaDi MSMEs

>40.5

MSMEs with >800 transactions

MSE digitization

RIGHT GOVERNANCE

ISO 37001 Anti-Bribery Management System

Anti-bribery Certification for Telkom and Subsidiaries

No incidents of data leakage and breach

ISO 27001 certification until 2025

100% of eligible WBS reports have been followed up

No incident handling that does not meet SLA

92

Digistar Class participants registered as Telkom employee candidates

65

Enterprise Customer Satisfaction Index

0.39%

Employees with disabilities

Rp154.94 billion

MSE Funding Program and Social, Economic, and Environmental Community Empowerment Program

HIGHLIGHT

APPRECIATIONS AND AWARDS

Telkom has achieved several recognitions and achievements that demonstrate its position as a pioneer in the telecommunications industry. This is not only concrete proof of our dedication to providing the best service for customers but also of our commitment to maintaining technological excellence and positively impacting society and the environment.

Environment

1. **Penghargaan Transparansi dan Penurunan Emisi Korporasi 2023 Green and Gold** categories of the B-Universe event
2. **Asia-Pacific Climate Leaders Award 2023** from The Financial Times and Statista
3. **Katadata Green Initiative Awards 2023** sector Transportation/Technology from Katadata
4. **Anugerah CSR Republika 2023** in the field of Decarbonization from Republika

Social


1. **BCOMMS 2023 from Ministry of SOEs**
 - **1st place** in the Education CID category
 - **3rd place** in the Internal Communications Implementation category
 - **3rd place** in Media Relations Management category
 - **1st place** in the Best Content Creator category
 - **2nd place** in the Best Exposure of the Year (Agenda Setting) category
2. **The Great Indonesian CEO for Listed State-Owned Enterprises Company 2023** category: Total Commitment for Developing MSMEs thru PaDi UMKM Digital Platform
3. **CSR Digitalization Program as a Solution to Accelerate Education Quality Improvement in the 3T Region** received an award in the Economic CSR Initiative category at the B-Universe CSR Award 2023
4. **Best Workplaces for Women 2023 in Providing Women Employee Welfare** in Telecommunications and Internet Provider category
5. **Top CSR of the Year 2023** from Infobrand
6. **CSR Strategy Award** by HR Excellence Awards 2023 Singapore
7. **"Gold Winner" BUMN Communication and Sustainability Award 2023** by the Ministry of SOEs in the Education CID category
8. **"Gold Winner" Padmamitra Award 2023** by CSR Forum Indonesia in Education Empowerment category
9. **CSR Outlook Awards 2023** by Olahkarsa and IBCSD in Education, CSV, and Economic Empowerment category
10. **"Gold Winner" Bisnis Indonesia Corporate Social Responsibility Award (BISRA) 2023** in the Pillars of the Economy category
11. **Marketeers Editor's Choice Award 2023, PaDi UMKM, SME Enabler Through Digital of the Year**
12. **Indonesia Digital Innovation & Achievement Awards 2023 (IDIA)**
 - **Best Digital Innovation and IOT Implementation 2023 in Telecommunication Industry**
 - **Best Senior Executive Indonesia Digital Innovation and Achievement of The Year 2023 (Rosmida)**
13. **Anugerah CSR IDX Channel 2023** by IDX Channel, **Social Development Initiatives category for Innovillage Program (Sociodigipreneurship Incubation)**

Governance

1. **Indonesia Most Reputable Companies 2023** with **Excellent predicate Rank I (Champion)** in Telecommunication category
2. **Indonesia GCG Award-VII-2023 Economic Review 1st. The Best Indonesia GCG for Public Company 2023**, Sector: Infrastructure, Utilities & Transport - Industry: Telecommunications
3. **The 14th IICD Corporate Governance Award Indonesian Institute for Corporate Directorship (IICD) Top 50 Emiten** with the Largest Market Capitalization (Best Non Financial Sector category)
4. **CNBC Indonesia Awards 2023 CNBC Indonesia Most Excellence Good Corporate Governance Implementation**



5. **Indonesia Enterprise Risk Management Award-V-2023 (IERMA-V-2023) Economic Review 1st. The Best Indonesia Risk Management for Public Company 2023**, Sector: Infrastructure, Utilities & Transport - Industry: Telecommunications



HIGHLIGHT

CERTIFICATIONS

TelkomGroup has certification that confirms its commitment to security, reliability and business sustainability. This reflects the high quality and security standards held by companies in the telecommunications industry.

No.	Recipient	Certification	Institution Provider	Validity Period
1.	Telkom	ISO 37001:2016 Sistem Manajemen Anti Penyuapan	Sucofindo	2026
		ISO 9001:2015 QMS	TUV Rheinland	2025
		ISO 27001:2013 ISMS	TUV Rheinland	2025
		ISO 22301:2019 BCMS	TUV Rheinland	2025
		ISO 20000-1:2018 ITSMS	TUV Rheinland	2025
2.	Telkomsel	ISO/IEC 27001:2013	British Standards Institution (BSI)	2025
3.	AdMedika	ISO/IEC 27001:2013	British Standards Institution (BSI)	2025
		ISO 45001:2008 Standard	MSC Global	2025
		ISO 9001:2015 Standard	MSC Global	2026
		ISO 37001:2016	TUV Nord	2026
4.	MD Media	IT IL Foundation Certificate in IT Service Management	IT IL Foundation	Applied onwards
5.	Infomedia	ISO 27001:2013	TUV NORD Indonesia	2025
		ISO 37001:2016	TUV NORD Indonesia	2025
6.	Telkomsigma	ISO 20000-1:2018	British Standards Institution (BSI)	2023
		ISO 27001:2013	British Standards Institution (BSI)	2025
		ISO 9001:2015	British Standards Institution (BSI)	2025
		PAS 99:2012	British Standards Institution (BSI)	2025
		ISO 37001:2016	PT. Mutuagung Lestari (MUTU International)	2024
7.	Telkom Data Ekosistem (TDE)	ISO 9001:2015	British Standards Institution (BSI)	2025
		ISO 14001:2015	British Standards Institution (BSI)	2025
		ISO/IEC 27001	British Standards Institution (BSI)	2025
		ISO 45001:2018	British Standards Institution (BSI)	2025
8.	Telin	ISO 27000-1:2013	Intertek	2023
9.	Telin Singapore	SS 564 for Telin-3 Data Centre	TUV SUD	2026
		ISO 50001 Energy Management System for Telin-3 Data Centre	TUV SUD	2026

PART/ 01.

No.	Recipient	Certification	Institution Provider	Validity Period
10.	Telkom Property	ISO 9001:2015	LLOYD Register	2025
		SNI ISO 45001:2018	Sucofindo	2024
		SMKS	Sucofindo	2026
11.	Telkomsat	ISO 9001:2015	TUV Rheinland	2024
		ISO 45001	Intertek	2024
		ISO 27001	Intertek	2024
		ISO 20000-1	Intertek	2026
12.	Telkom Akses	Kontraktor Jaringan Telekomunikasi CIQS 2000:2018	Telkom Professional Certification Center (TPCC)	2025
		ISO 9001:2015	British Standards Institution (BSI)	2025
		ISO 45001:2018	British Standards Institution (BSI)	2023
		ISO 27001:2013	British Standards Institution (BSI)	2024
		ISO 37001:2016	British Standards Institution (BSI)	2025
13.	PINS	ISO 14001:2015	Quality Certification Services	2023
		OHSAS 18001:2007	Quality Certification Services	2023
14.	Dayamitra Telekomunikasi	ISO 45001:2018	TQCSI	2026
		ISO 31000:2018	TQCSI	2026
		ISO/IEC 27001:2013	SGS	2025
		ISO 9001:2015	SGS	2025
15.	Digiserve	ISO/IEC 20000 IT Service Management System	British Standards Institution (BSI)	2025
		ISO/IEC 27001:2023 Information Security Management System	British Standards Institution (BSI)	2024
16.	TelkoMedika	SNI ISO 9001:2015	International Certification Services Management	2024
		SNI ISO 14001:2015	International Certification Services Management	2024
		SNI ISO 45001:2015	International Certification Services Management	2024

MEMBERSHIP IN ASSOCIATION [2-28]

Telkom keeps abreast of the latest technology and trends in the telecommunications sector through active involvement in various associations, especially those that support sustainability. Thus, the company can remain at the forefront of providing customers with the latest and best telecommunications services and conduct its operations based on relevant best practices in the telecommunications industry. The list of members in associations is in Appendix 1.

TELKOM SUSTAINABILITY



PART/ 02.



02.

Telkom Sustainability

SUSTAINABILITY REPORT 2023

31



TELKOM SUSTAINABILITY

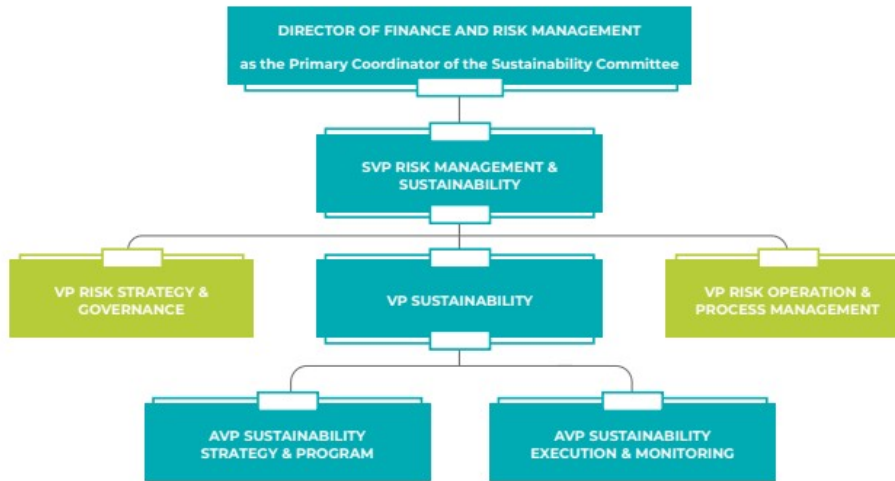
SUSTAINABILITY GOVERNANCE

[2-9, 2-11, 2-12, 2-13, 2-14, 2-25]

Telkom has a management structure that involves the General Meeting of Shareholders (GMS), the Board of Commissioners, the Board of Directors, and various Committees and Divisions. Each organ in this structure has a crucial role in implementing governance through their respective functions, duties, and responsibilities.

Considering the many challenges and risks related to ESG aspects in sustainability practices and ensuring that ESG initiatives are consolidated within TelkomGroup, in the future, the TJSI Committee will be incorporated into the Sustainability Committee, which manages the implementation of consolidated ESG programs within TelkomGroup.

By the end of 2023, the Directorate of Finance and Risk Management under the Director of Finance and Risk Management has been appointed as the unit that manages Sustainability/ESG within TelkomGroup. The Risk Management & Sustainability Department within the Directorate of Finance and Risk Management is an orchestrator of governance for implementing sustainability initiatives, including ESG aspects. It acts as a Center of Excellence in risk management & sustainability. This regulation is based on the Board of Directors Regulation No. PD.202.47/r.08/HK200/COP-A2000000/2023 related to the Organization of the Directorate of Finance and Risk Management, signed on December 29, 2023.



PART/ 02.

The Director of Finance and Risk Management as part of the sustainability (environment, social, and governance) committee acts as the primary coordinator to lead, coordinate, ensure, and evaluate, as well as report the execution of sustainability (environment, social, and governance) initiatives across CFU/FU (including subsidiaries) to the BOD/ BOC, including determining the appropriate framework, setting objectives, targets, and cross-entity initiatives in collaboration with CFU/FU (including subsidiaries), as well as collaborating with the Directorate of Network & IT Solution (NITS) to design an integrated dashboard for monitoring sustainability performance.

All Telkom Parent and Telkom Subsidiaries entities support the implementation of sustainability practices and initiatives in TelkomGroup. Some entities that are closely related to the implementation of sustainability initiatives include:

- Lead Coordinator: FRM Directorate's Sustainability Sub-department
- Program Owner
 - HCM Directorate: HC Organizational Effectiveness (HCOE), Community Development Center (CDC), HC Business Partner (HCBP)
 - Directorate of NITS: Cyber Security
 - FRM Directorate: Risk Strategy and Governance
 - Corporate Secretary: Corporate Office Support (COS), Legal Compliance, Regulatory Management, Data Protection
 - Subsidiaries: Telkomsel, Telkom Property (GSD), Mitratel, Telkom Data Ekosistem (TDE), Telkom Infra
 - Digital Business
 - All CFU/FU and Subsidiaries
- Policymakers:
 - NITS Directorate: Network/IT Strategy, Technology, and Architecture (STA)
 - FRM Directorate: Finance & Procurement Policy (FPP)
- KPI Oversight: Integrated Portfolio Management
- Communication and Disclosure: Corporate Communication & Investor Relations

SUSTAINABILITY STRATEGY ^[2-22]

TelkomGroup continuously strives to improve its sustainability performance by implementing strategies to manage ESG risks integrated with its business model and operational activities. We constantly evaluate and strengthen our sustainability strategy, not only to manage risks but also to capitalize on ESG opportunities. These sustainability strategies are implemented to support Telkom's sustainability pillars.



TELKOM SUSTAINABILITY

SUSTAINABILITY PILLARS [2-22, 2-23, 2-24, 2-27]

In carrying out its business activities, TelkomGroup is committed to implementing sustainability practices through ethical and responsible operations in every line of business. Managing economic and ESG aspects and implementing sustainability practices in TelkomGroup are based on three main pillars: the Right Environmental Approach, the Right People, and the Right Governance.




Environmental: Right Environmental Approach	Social: Right People	Governance: Right Governance
In running a responsible business, TelkomGroup applies the right environmental approach and management to reduce the environmental impact of operations.	In running a responsible business, TelkomGroup always has a positive impact on all humans, including employees, customers, communities, and other stakeholders.	In conducting responsible business, TelkomGroup implements sustainability governance, including meeting legal and regulatory compliance, practicing business ethics and anti-corruption, and maintaining data privacy and security.
  	     	

MATERIAL TOPICS AND SIGNIFICANT ISSUES [3-1][3-2][3-3]



Material topics presented in the report significantly impact and influence the Company's decision-making. The determination of material issues for the 2023 financial year is carried out through an internal analysis process based on the CSS (Corporate Strategic Scenario) document, Shareholder Aspirations (APS), feedback from Rating Agencies, benchmarks with industry, Standards and SDGs, and ESG Risks and Opportunities, as well as internal review by management.

8 (eight) material topics are still the same as in the previous reporting period. There is one material topic that is removed from the list, namely the Risk Management System, with the consideration that Risk Management is a process that has been integrated into the Company's overall business processes, including in determining Material Topics that are significant to Telkom based on the results of the Company's Risk Profile assessment which has been outlined in the ESG Risk Prevention and Mitigation Principles section by the Telkom ESG Strategy.

LIST OF MATERIAL TOPICS [3-2]

No.	Material Topics	Significant Issues	SDGs
Right Environmental Approach			
1	Energy management and climate change	Energy efficiency and emission reduction	  
2	Material procurement and efficiency	Waste and e-waste management	

PART/ 02.

No.	Material Topics	Significant Issues	SDGs
Right People			
3	Excellent service	Management and measurement of customer experience	
4	Employee and community engagement	<ul style="list-style-type: none"> Recruitment of employees with disabilities Increasing the MSE to class up Increased talent and inclusiveness of women at the managerial level 	
5	Training and education	<ul style="list-style-type: none"> Digital talents Employee pre-nurturing program (Digistar Class) 	
Right Governance			
6	Compliance	The process of law enforcement and compliance with regulatory changes	
7	Business Ethics	<ul style="list-style-type: none"> Compliance with business ethics Anti-Corruption Whistleblowing system 	
8	Privacy and data security	Data privacy and cybersecurity	



TelkomGroup ESG Pillars and Material Topics

TELKOM SUSTAINABILITY

The Company then integrates the magnitude of ESG initiatives with the ESG Pillars, along with metrics and targets. The Company's ESG strategy currently developed is titled EXIST or ESG Existence for Sustainability by Telkom Indonesia.

EXIST - TELKOM'S ESG STRATEGY

PURPOSE

To build a more prosperous and competitive nation as well as deliver the best value to our stakeholders.



VISION

To be the most preferred digital telco to empower the society.



MISSION

1. Advance rapid buildout of sustainable intelligent digital infrastructure and platforms that is affordable and accessible to all.
2. Nurture best-in-class digital talent that helps develop nation's digital capabilities and increase digital adoption.
3. Orchestrate digital ecosystem to deliver superior customer experience.



Telkom's Sustainability Commitment:

ELEVATING YOUR FUTURE

Telkom Indonesia is committed to an ESG-based future, aiming to realize a sustainable business by creating positive social and environmental impacts through innovative solutions and services.



TELKOM SUSTAINABILITY

SUSTAINABILITY RISK MANAGEMENT [2-25]

Telkom complies with the Minister of SOE Regulation No. PER 02/MBU/03/2023 on Guidelines for Governance and Significant Corporate Activities of State-Owned Enterprises, which includes initiatives to strengthen the risk management function and implement SOE governance. In the context of ESG (environment, social, and governance), Telkom manages business risks included in the company's main risk profile and mitigates ESG risks. Telkom has identified ESG risks and applied the precautionary principle as a preventive measure. The Risk Management & Sustainability Department periodically monitor and evaluate these risks as part of Telkom Group's top risk/risk profile and submitted to the Director of Finance and Risk Management (FRM) and the Committee for Planning and Risk Evaluation and Monitoring (KEMPR).

Holistically, risk management at Telkom refers to ISO 31000:2018 Risk Management - Principles and Guidelines, which consists of three main components:

1. Principle as the foundation of how risk management works to ensure the creation and protection of value;
2. Framework that regulates the commitment to the role and division of risk management functions; and
3. Process that describes the activities/stages in carrying out risk management.

A more detailed explanation regarding governance, Directors and Commissioners, and risk management as the application of a precautionary approach and internal control can be read in the 2023 Annual Report in the Corporate Governance Chapter.

ESG RISK IDENTIFICATION AND MANAGEMENT [2-25]

Aspects	Operational Risk and Impact	Influence on Risk Mitigation Stakeholders	Risk Mitigation
Environment (E)	The risk of natural disasters that can disrupt business operations and have a negative impact on financial performance and profits, business prospects, and market prices of securities	Customers, Partners, Community, Management	a. Coordination with ASKALSI (All Indonesian Sea Cable Association) for SKKL security b. Preventive & corrective action by preparing a disaster recovery plan and crisis management team c. Transfer risk by using asset insurance to anticipate natural disasters and fires
	The risk of increasing company emissions levels, which will result in increased operational costs, carbon taxes, and impact on the environment		Carrying out energy efficiency programs, looking for new renewable energy alternatives with lower emissions, carrying out various carbon offset programs
Social (S)	Disturbances in political stability, social unrest, and security, both domestically and internationally, resulting from specific issues, such as geopolitical crises, trade wars, and so on, which hurt business growth, operations, financial condition, business results, production equipment supply chain, and prospects and market prices for securities	Customers, Partners, Society, Management, Shareholders	a. Monitoring the influence of socio-political turmoil on operational or service disruptions b. Maintenance of vigilance through enhancing the function of safety & security c. Monitoring supply chain issues related to raw materials and looking for alternatives to materials or device designs

PART/ 02.

Aspects	Operational Risk and Impact	Influence on Risk Mitigation Stakeholders	Risk Mitigation
	New technologies that negatively impact competitiveness	Customers, Partners, Community, Management	a. Preparation of a Technology Roadmap by considering future technology and the potential implementation of competitor technology b. Acceleration of the IDN (Indonesia Digital Network) program to support future services
	The risk of fulfilling digital talent that has a negative impact on business continuity	Management	a. Preparation of WFP (Work Force Planning) Digital Talent according to the company's digital business priorities b. Improve Recruitment Strategy & Execution for Digital job functions c. Collaboration with tech giants, academics & external experts for expert training & development of training modules
Governance (C)	Risk of Penalties/fines by KPPU related to price fixing and class action occurring, which could reduce Telkom's revenue and have a negative impact on business, reputation, and profits	Management, Regulator	Strengthening legal review of corporate action plans or certain contracts
	Risk of changes in Indonesian or international regulations that impact business, financial condition, operational performance, and business prospects	Management, Regulator, Customers	a. Analysis of the impact of the regulatory plan on the industry in general and Telkom in particular b. Provide input so that the regulations to be enacted provide positive benefits for companies and industries
	Internet service competition (Fixed Broadband)	Customers, Partners, Community, Management	a. Strengthening the perception and quality of IndiHome as a new digital life style b. Acceleration of the deployment of fixed broadband service infrastructure
	Risk Threats to physical and cyber security, such as theft, vandalism or other actions that have a material adverse effect on business, financial condition and results of operations	Customers, Community, Management	a. Improved Preventive Actions through periodic Vulnerability Assessments and Penetration Tests b. Monitor and identify all attacks in real-time and select and take the necessary actions immediately c. Develop recommendations for handling cyber attacks based on historical incident analysis d. Intensive coordination of parties involved in handling cyber attacks

TELKOM SUSTAINABILITY

SUSTAINABILITY METRICS AND TARGETS

To ensure that ESG initiatives in TelkomGroup can run in a directed manner and have a measurable impact, after determining the main pillars, material topics, and significant issues, and also considering the achievements of ESG initiatives that have been carried out by TelkomGroup, Telkom established ESG 2030 metrics and targets that are aligned with the company's sustainability strategy.

ESG Metrics and Targets 2025 and 2030

Level 1	Level 2 Material Topic	Level 3 Significant Issue	Metric	Target 2025	Target 2030
Right Environmental Approach	Energy Management	GHG Emission	ton CO ₂ eq	Reduction 10% (baseline 2020)	Reduction 20% (baseline 2020)
	Material Sourcing & Efficiency	Waste Management	ton	Reduction 3.8 tons	Reduction 5 tons
		E-Waste Management	% annual growth in the unit reutilization of modems	15%	15%
Right People	Service Excellence	Customer Experience	NPS Score	58	> 62
	Community & Employee Engagement	Employees with Disabilities	% employee of TelkomGroup	0.72%	1.5%
		Community Engagement	% annual growth of SME Level Upgraded	7%	10%
		Diversity	% female workforce of TelkomGroup	31.10%	32%
			% female workforce in managerial positions of TelkomGroup	25.25%	27%
	Training & Education	Digital Talent	% digital talent of TelkomGroup	21.17%	25%
		Pre-Nurturing Employee (Digistar Class)	% recruitment registration conversion rate	20% of Digistar Class participant	35% of Digistar Class participant
Right Governance	Compliance	Regulation Compliance	zero tolerance (comply 100%)	comply 100%	comply 100%
		Business Ethics	zero tolerance (comply 100%)	comply 100%	comply 100%
	Business Ethics	Anti Bribery & Whistleblowing System	zero tolerance (comply 100%)	comply 100%	comply 100%
		Data Privacy	No data leaks	No data leaks	No data leaks
	Data Privacy & Security	Cyber Security	% employee participation of cybersecurity e-learning	90% involved	100% involved

MANAGEMENT OF ESG INITIATIVE METRICS AND TARGETS

[3-3, 2-23, 2-25]

Energy Management

Essential to Manage	The Company requires much energy to carry out its operational activities. This energy supply is obtained through cooperation with strategic partners.
Impact	The negative impact of energy use is that the emissions produced over time will worsen global warming and climate risks. Thus, TelkomGroup seeks to manage energy use wisely to reduce the footprint of greenhouse gas (GHG) emissions.
Commitment and Target	<ul style="list-style-type: none"> • Maintain the intensity of energy use each year. • Requires emission reductions each year. • Consistently calculate the total energy use and emissions produced. • Requires an increase in the use of renewable energy each year.
Policy and Strategy	Internal strategies and policies to reduce resulting GHG emissions are through efficient energy use. Telkom is developing 'Green BTS' through our subsidiaries, namely Telkomsel and Mitratel, by utilizing environmentally friendly alternative energy sources such as fuel and solar cells. Apart from that, Telkom also runs the Energy Efficiency Movement (GePEE), program and uses electric-powered operational vehicles (EVs).
Evaluation of Management Effectiveness	<ul style="list-style-type: none"> • GHG emission reduction of scope 1 & 2 by 7% compared to 2022. • Total energy consumption by 7,308,845 GJ. • Planted 45,500 mangrove trees and 3,920 coral reefs, and revegetation of 62,150 trees in 10 locations. • 830 sites using solar cells, fuel cells, and micro-hydro. • 22% electric vehicle (EV) ownership by employees, especially senior management. • The number of beneficiaries of renewable energy from MHP reached 23 households.

Material Procurement and Efficiency

Essential to Manage	The Company need much material in the form of equipment to provide communication services. The certainty and availability of this equipment are very crucial, as is the waste management.
Impact	Communication equipment at the end of its life will become waste, so it needs to be managed.
Commitment and Target	<ul style="list-style-type: none"> • Waste reduction of up to 5 tons by 2030. • Reuse of modern devices with a growth of 15% by 2025. • Strive to reduce the amount of waste generated each year, and increase reduce, reuse, recycle (3R) waste.
Policy and Strategy	Telecommunication equipment material management is done by reducing the primary material, recycling, and reusing electronic waste.

TELKOM SUSTAINABILITY

Evaluation of Management Effectiveness	<ul style="list-style-type: none"> • Electronic waste (e-waste) is handed over to a third party that has a processing license. • The number of integrated waste processing reaches 13 locations. • During 2023 there were no cases related to environmental pollution due to e-waste. • The number of reused modem devices reached 183,173 equivalent 0.32%. • Office waste reduction (paper, water, and electricity) reached 21%. • SIM card recycling reached 52,000 equivalent to 260 kg of waste.
--	---

Excellent Service

Essential to Manage	As a service company in the telecommunications sector, excellent service is the key to the Company's success in supporting economic performance.
Impact	Customers are Telkom's priority, and we always want to provide them with the best experience. Excellent service can improve customer experience and growth which will then have a positive impact on financial and operational performance.
Commitment and Target	<ul style="list-style-type: none"> • TelkomGroup's Net Promoter Score (NPS) is targeted to be at least 54 by the end of 2023. NPS measurement is a form of Telkom's commitment to listen to the voice of the customer which is the basis for continuous improvement and customer experience efforts. • Net Promoter Score (NPS) for the Consumer segment (Telkomsel-Fixed) is targeted at 40 by the end of 2023. The target score grew 33.3% compared to the previous year's achievement of 30. • Continue to improve customer experience with Net Promoter Improvement.
Policy and Strategy	Carry out preventive and proactive activities to prevent disruptions, provide after-sales guarantees, and provide the best service, including service delivery, service assurance, and measurement of service quality. Apart from that, we also made radical and comprehensive improvements, which included aspects of people, processes, systems, and tools.
Evaluation of Management Effectiveness	<ul style="list-style-type: none"> • The achievement of TelkomGroup's NPS score in semester 2 of 2023 was 56 with an increase of 1 point from the achievement of the NPS score in semester 2 of 2022. • The achievement of the NPS score of the Consumer segment (Telkomsel-Fixed) in semester 2 of 2023 is 47 with an increase of 17 points from the achievement of the NPS score in semester 2 of 2022. • The technical disruption trend decreases by 1.13% from December 2022 to December 2023. • The average technical repair time is 6.18 hours in 2023.

Employee and Community Engagement	
Essential to Manage	Reliable and highly competent employees are the backbone of the Company in providing services to customers and running operations so that the Company ensures the fulfillment of talent acquisition according to the needs of workforce planning. Likewise, the community becomes part of the service targets that require education, and as beneficiaries of our services.
Impact	Companies with reliable human resources will find it easier to carry out business activities. Meanwhile, the existence of a growing and empowered community will support economic growth and become potential customers to support TelkomGroup's performance growth.
Commitment and Target	<ul style="list-style-type: none"> • The number of beneficiaries of the MSE Development and Community Engagement and Empowerment programs grew by 10% each year. • The number of female employees in TelkomGroup will reach 32% in 2030. • The number of female employees at management level reaches 27% by 2030. • 1.5% of TelkomGroup disabled employees by 2030. • Digital inclusion with PaDi UMKM, Pajar Belajar, GOVTech.
Policy and Strategy	<p>HR management at TelkomGroup refers to:</p> <ol style="list-style-type: none"> 1. KD.28/PSS60/SD M-20/2004 regarding Remuneration System. 2. PR.209.05/r.01/HK250/COP-A4000000/2020 regarding Employee Discipline. 3. PR.205.09/r.00/HK200/COP-A300000/2021 regarding Performance Management System. 4. PR.204.06/r.00/HK200/COP-A0300000/2022 regarding Talent Acquisition. 5. PR.206.03/r.01/HK250/COP-B020000/2022 regarding Learning and Development Management. 6. PR.207.26/r.00/HK200/COP-A0300000/2022 regarding Guidelines for Determining Income for Employees of Subsidiaries and Affiliates within the Scope of the TelkomGroup. 7. PR.208.07/r.00/HK250/COP-A0300000/2022 regarding Career and Succession Management for Employees. <p>TelkomGroup also supports the commitment of the Ministry of Manpower and the International Labor Organization (ILO) in realizing an Indonesia free of child labor and implementing gender equality and diversity.</p> <p>On the other hand, community involvement is carried out through social responsibility activities that refer to:</p> <ol style="list-style-type: none"> 1. Directors Regulation No. PD.703.00/r.00/HK200/CDC-A1000000/2021, December 31, 2021, regarding Social and Environmental Responsibility Programs; 2. Director of Human Capital Management Regulation No. PR.703.01/r.00/HK200/CDC-A1000000/2022 dated March 30, 2022, regarding Guidelines for the Operational Implementation of Social and Environmental Responsibility Programs.

TELKOM SUSTAINABILITY

Evaluation of Management Effectiveness	<ul style="list-style-type: none"> • The number of employees was 7,469 as of the end of 2023. • The number of female employees in Telkom Parent is 2,760 people or 36.95%. • 829 people or 29.96% of female employees occupy managerial levels in Telkom Parent > Senior Management and Middle Management. • Employee engagement index 88.15% for Telkom Parent. • The MSE Development program benefited 21,935 communities and the Community Engagement and Empowerment program benefited 1,188 beneficiary communities. • The number of assisted partner MSEs is 11,180 assisted MSEs. • 2,900 active users of PaDi UMKM. • The number of employees with disabilities is 0.39%.
--	--

Training and Education

Essential to Manage	<p>Reliable human resources who are aware of the use of technology need to be supported by training and education so that the benefits of technology support productivity and prosperity. Research and development is also part of the need to provide high-quality services.</p>
Impact	<p>Adequate training and education programs will improve the quality of human resources and their productivity.</p>
Commitment and Target	<ul style="list-style-type: none"> • 21.17% digital talent from total TelkomGroup employees until 2025. • 20% until 2025 conversion rate applies from Digistar Class participants (pre-nurturing employees). • Total training hours a year reached 11,019,700.80 hours, with average training per employee recorded at 65.16 hours a year.
Policy and Strategy	<p>Training and education are included in the talent journey. On an ongoing basis, Telkom consistently runs training and education programs for employees in class, by self-learning, and by participating in external training.</p> <p>On the other hand, Telkom has Telkom Corporate University, which is an educational institution that the general public can access to develop education.</p>
Evaluation of Management Effectiveness	<ul style="list-style-type: none"> • There were 5,580 employees who received training. • The average training hours per employee per year is 65.16 hours. • There are 19 institutions outside TelkomGroup that have used Telkom Corporate University services. • The number of Digital Talent reached 17.18%. • The number of Digistar Class participants who registered as Telkom employee candidates was 92 people from the target of 60 people.

Compliance	
Essential to Manage	As part of a SOE, compliance with all regulations is the basis for implementing good governance.
Impact	Compliance with regulations will expedite business activities and minimize operational and other risks, as well as enhance the Company's image.
Commitment and Target	Compliance with regulations, laws and policies.
Policy and Strategy	Execute compliance related to licensing and Intellectual Property Rights. In addition, we ensure that the company complies with applicable regulations and laws by developing clear policies, procedures and guidelines. In addition, we also conduct compliance monitoring and reporting, as well as handling violations.
Evaluation of Management Effectiveness	In the last three years, TelkomGroup has complied with applicable regulations, laws and policies. In the last three years, there have been no sanctions or fines related to non-compliance imposed on TelkomGroup.

Business Ethics	
Essential to Manage	Good governance is the application of business ethics which is the basis of stakeholder trust and the Company's reputation.
Impact	The impact of this topic is related to the Company's integrity and image. Therefore, the Company requires all top management and Telkom personnel to comply with the anti-corruption policy. In addition, vendors and or other stakeholders who work together are also expected to support anti-corruption practices at Telkom.
Commitment and Target	There is zero tolerance for ethical violations and cases of corruption, graft, bribery or fraud.
Policy and Strategy	The Company has an anti-corruption policy that applies to all Telkom personnel without exception. To increase awareness of anti-corruption, periodic socialization, and awareness are carried out to all employees, which are also submitted in the monitoring and evaluation report to the Corruption Eradication Commission (KPK). TelkomGroup also runs a violation reporting system. In addition, TelkomGroup also implements the signing of integrity pacts, carries out gratification control, conducts ISO 37001:2016 Anti-Bribery Management System certification, and runs a whistleblowing system (WBS).
Evaluation of Management Effectiveness	<ul style="list-style-type: none"> • Action against all reports of corruption, gratuities, bribery, and fraud cases in accordance with applicable regulations. • Areas accessed by ISO 37001:2016 include Group Strategic Procurement, Human Capital Business Partner (Recruitment function), and Telkom Shared Service Center (Procurement Support & General Affair Unit, Network Procurement Operation, and IT & Others Procurement Operation). • Throughout 2023, the number of complaints submitted to the WBS was 184. The number of complaints that qualified for processing was 28. • There are no cases of corruption, gratification, bribery, or fraud.

TELKOM SUSTAINABILITY

Privacy and Data Security	
Essential to Manage	For us, superior technology must be accompanied by trust and data security, and guarantees of customer data confidentiality as a form of ethical business.
Impact	The negative impact that needs to be managed from this topic is if there is a data leak or misuse by irresponsible parties. In addition, cybercrime also needs to be addressed. TelkomGroup always strengthens the security management system and improves cybersecurity.
Commitment and Target	<ul style="list-style-type: none"> • No data breaches. • Cybersecurity compliance and training.
Policy and Strategy	TelkomGroup has a management system and internal policies regarding data privacy and security. One of our commitments is to implement a data security management system that refers to ISO 27001 and has received certification which is valid until 2025.
Evaluation of Management Effectiveness	<ul style="list-style-type: none"> • There were no material complaints and/or data leakage incidents in the reporting period. • There was cyber security awareness training attended by 6,673 employees from all units.





SUSTAINABILITY PERFORMANCE



PART/ 03.



PT TELKOM INDONESIA (PERSERO) TBK

03.

Sustainability Performance

SUSTAINABILITY REPORT 2023

49



SUSTAINABILITY PERFORMANCE

SUSTAINABILITY PERFORMANCE

Telkom has confirmed the sustainability pillar as the primary foundation for developing and implementing sustainability initiatives in the value chain. Telkom's sustainability performance achievements, including ESG and economic aspects, are expected to positively impact the company through sustainable business growth, added value for stakeholders, and support environmental conservation.

Environmental: Value for the Planet (Right Environmental Approach)



ECO-FRIENDLY WORK CULTURE

To build environmental awareness concern, Telkom implements an eco-friendly work culture. All employees are expected to participate so that this culture can have a positive impact on the environment and change the mindset to care more about environment. This is a manifestation of the implementation of Telkom Wellbeing which has been stated in PK.209.07.01/R.00/HK200/COP-A3000000/2022 regarding Telkom Wellbeing, where Environmental Wellbeing is one of the seven dimensions of Telkom Wellbeing. Not only employees, we also urge partners who carry out their activities in TelkomGroup operational area to support an eco-friendly work culture.

Some forms of activities that are implemented in the Company, namely:

1. Maximizing digitization and utilization of information technology systems to reduce paper usage.
2. Establish policies for the use and dissemination of information through online systems, such as online official memo, virtual meeting, shared files, online survey, and IT-based HR services.
3. Implementing a paperless system in sending invoice to customers.

4. The process of processing waste in several Telkom offices so that the waste can be recycled.
5. Implementing flexible working arrangement can be a form of reducing motor vehicle emission.

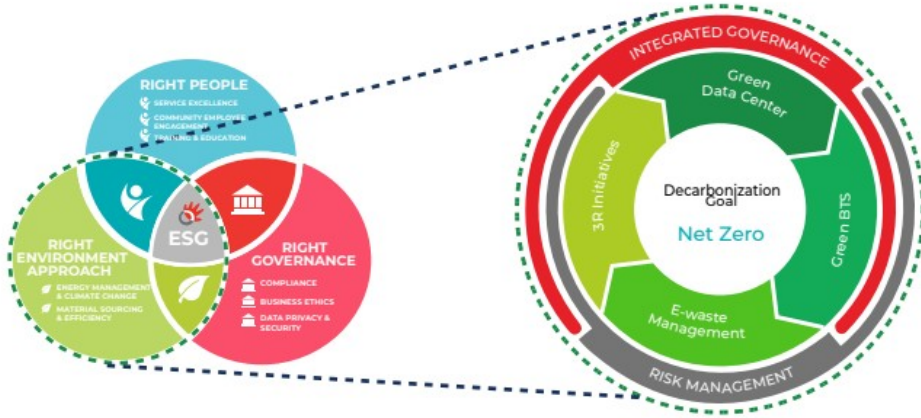
ENERGY AND EMISSIONS MANAGEMENT

Climate Strategy

The telecommunications sector is considered an industry with low pollution levels. However, Telkom active in carrying out initiatives to reduce its environmental footprint. We have implemented decarbonization initiatives, including energy reduction, energy management in data centers, waste management, resource efficiency, and using renewable energy sources to reduce carbon emissions.

To strengthen Telkom's commitment to support the government's target of achieving Net Zero Emissions (NZE) in 2060, Telkom designed a Climate Change Strategy framework that contains details of decarbonization activities. This framework was developed from Telkom's ESG Pillar - Right Environmental Approach.

PART/ 03.



To achieve NZE, Telkom has set baselines and targets for reducing electrical energy consumption and fuel, as well as managing electronic waste, which can contribute to reducing GHG emissions.

Emission Reduction Targets

Telkom has recently implemented GHG emission reduction initiatives as part of climate risk mitigation. Through these initiatives, in 2023, the GHG emissions produced reach 1,724,335.18 tons of CO₂e, a decrease of 7% compared to 2022.

As climate challenges strengthen, TelkomGroup is taking strategic steps to improve ESG risk management, especially in dealing with the issue of climate change. In 2023, TelkomGroup has begin identifying risks and opportunities related to climate change that can impact the Company. This aligns with TelkomGroup's efforts to continually create sustainable value for stakeholders by considering climate aspects when preparing the Company's business and operational strategies.

TelkomGroup identifies and groups risks and opportunities related to climate change into two categories, namely physical and transition risks. This grouping of risks and opportunities related to climate change refers to the International Financial Reporting Standards (IFRS) S2, developed from the Task Force on Climate-related Financial Disclosure (TCFD) recommendations. In each category, the Company identifies several risks and opportunities that have occurred or have the potential to happen, as in the table below. However, in this first process, the Company only conducted a detailed study using climate scenarios for only one risk for each category.

SUSTAINABILITY PERFORMANCE

Climate Related Risks and Opportunities Table [201-2]

Type		Risk (R)/Opportunity (O)
Physical	Acutely Due to extreme weather events	<ul style="list-style-type: none"> · Extreme rain/flooding [R]* · Cyclone [R] · Forest fires [R] · Heatwave [R]
	Chronic Due to long-term changes in climate patterns	<ul style="list-style-type: none"> · Temperature rise [R]* · Increased precipitation [R] · Sea level rise [R] · Water stress (due to drought) [R]
Transition	Policy & legal Due to changes in emission reduction regulations	<ul style="list-style-type: none"> · Increased carbon price [R/O]* · Changes in energy costs due to energy regulation [R]
	Technology Due to the adoption of technologies and innovations that support emission reduction	<ul style="list-style-type: none"> · Renewable energy [O]* · Low carbon/green ICT technology [O]
	Market Due to changes in market prices and demand for high-emission commodities, low-carbon services and products	<ul style="list-style-type: none"> · Material supply price change [R/O]* · Changes in consumer preferences [R/O]
	Reputation Due to shifting stakeholder perceptions and expectations of climate action	Reputation impact meets stakeholder expectations* [R/O]

* TelkomGroup understand that there are various other climate-related risks/opportunities that can affect the Company's business. The risks/opportunities presented in the table refer to climate-related risks and opportunities that will be analyzed in more depth in the analysis of climate scenarios in the current reporting period.

The results of this analysis are important for TelkomGroup to strengthen the Company's business resilience. In line with TelkomGroup's commitment to continue transforming sustainability efforts, Company is also carrying out systematic climate change mitigation and adaptation, as stated in TelkomGroup's ESG strategy.

Climate-related Disclosures Comply with International Standards

TelkomGroup is aware of stakeholders' aspirations and expectations regarding the increasing climate change issues. For this reason, TelkomGroup, for the first time, created the **2023 Telkom Indonesia Climate Risk Report**, which presents structured climate disclosures referring to IFRS S2, which was built from TCFD recommendations.



For further information regarding the 2023 Telkom Indonesia Climate Risk Report, you can see the Climate Risk report is submitted in a separate report, and can also be accessed on the ESG Menu in the Telkom Website https://www.telkom.co.id/sites/about-telkom/en_US.

Energy Management [302-1][302-2][302-3]

The most significant energy consumption in telecommunications industry is in data center, where electricity consumption for cooling the data center will be very large. Apart from that, for Telkom another significant energy use comes from fuel oil (BBM) consumption. In 2023, the Company recorded total energy usage reaching 7,308,845 GJ with the energy use reduction reach 708,878 GJ compared to 2022. Factors that influence fluctuations in energy consumption include a decrease in fuel consumption:

Energy Consumption

Energy Consumption	2023	2022	2021*
	GigaJoule (GJ)		
Electricity Consumption	7,062,896	7,523,271	7,099,544
Fuel Consumption	245,950	494,453	408,006
Total Energy Consumption	7,308,845	8,017,723	7,507,550

Remark:
 * Restatement due to changes in electric meter conversion devices at Telin Hong Kong.

SUSTAINABILITY PERFORMANCE

In 2023, there was a decrease in electricity consumption by 6.1% from the previous total consumption of 2,089,797,376 kWh in 2022 to 1,961,915,432. This decrease was caused by a significant reduction in consumption from BTS, starting to switch to energy-saving BTS and using EBT.

Electricity Consumption

Electricity Consumption	2023	2022	2021*
	kWh		
Fixed Network (STO)	282,953,999	286,640,402	280,779,670
Cellular Network (BTS)	1,477,828,063	1,644,933,633	1,555,857,416
Operational (Buildings)*	109,690,516	72,934,383	53,447,585
Data Center	91,442,854	85,288,958	82,010,821
· Data Center Telkom Data Ekosistem	87,008,410	81,251,380	73,964,687
· Data Center Telin di Hong Kong**	2,644,994	2,345,578	6,512,534
· Data Center Telin di Timor Leste	1,789,450	1,692,000	1,533,600
Total Electricity Consumption	1,961,915,432	2,089,797,376	1,972,095,492

Remark:

* Buildings which managed by Telkom Property.

** Restatement due to changes in electricity conversion measuring instruments at Telin Hongkong.

Most of our operational needs, including BTS, STO, data center and vehicle fleet, are accommodated using fuel oil (BBM). In 2023, TelkomGroup recorded fuel usage of 6,831,934 liters, an decrease of 50.3% compared to the previous year. This decrease was caused by the increase in the use of energy efficient BTS that use EBT.

Fuel Consumption

Fuel Consumption	2023	2022	2021*
	Liters		
Fixed Network (STO)	466,395	575,475	952,913
Cellular Network (BTS)	± 3,369,892	± 11,437,661	± 8,396,831
Operational Vehicle*	2,958,557	1,691,921	1,953,809
Telkom Data Ekosistem Data Center	31,090	17,735	19,954
Telin Data Center in Timor Leste	6,000	12,000	10,000
Total Fuel Consumption	± 6,831,934	± 13,734,792	± 11,333,507

Remark:

* Vehicle which managed by Telkom Property.

Energy Reduction Initiative [302-4]

Energy management is carried out to increase energy use efficiency every year, including Telkom's initiative to optimize electrical energy.

1. Use of LED light and cooling system management in office buildings.
2. Use of reflective glass with a thickness of 6 mm in some office buildings thereby reducing incoming heat.
3. Using a lighting zoning scheme, namely differentiating the lighting ignition area as needed so as to save energy.
4. Implement lighting operating schedules and automatic devices to save electricity consumption without disturbing the comfort and safety of building users.
5. Using a collection of capacitors (capacitor bank) to optimize electricity use.
6. Educating employees to save energy.
7. Placing warning boards and stickers in various strategic locations to remind employees to save electricity and water.
8. Implementation of the Energy Management Workshop supporting Telkom's Energy Efficiency Care Movement (GePEE).
9. Operational management of building mobilization equipment (Lifts) to control building occupant traffic hours.
10. Setting the office room temperature at 25° – 27° Celsius and changing the environmentally friendly refrigerant.
11. Implementation of a solar energy trial program at the Telkom Data Ekosistem.
12. Implement a containment system to separate cold and hot aisles in the data center so that cold and hot air do not mix so that the cooling system can be optimal and efficient.

On the fixed network, efforts have been made to support energy reduction by means of:

1. Optimization of the conditioning device room system to increase the reliability of cooling system (AC) and electrical energy efficiency by using an inverter system that saves electricity consumption.
2. Revitalization of obsolete and inefficient devices with devices with efficiency levels greater than 90%.
3. Use of solar panel systems at 207 sites Telkomsel and 623 sites Mitratel.
4. Enhancement cooling system in the data center.

In addition to electrical energy, we use energy from fuel oil (BBM). So far, Telkom has been trying to reduce fuel consumption through several initiatives, namely:

1. During STO operations, generator capacity optimization is carried out for efficiency in diesel fuel consumption by adjusting generator capacity to load capacity.
2. Use of energy efficient and environmentally friendly technology for BTS operations.
3. Build a Smart Energy Management Systems that aims to obtain energy saving opportunities in office buildings.
4. Utilizing renewable energy from rooftop solar power for some viable buildings.

On the other hand, our Subsidiary, namely Telin is assessed periodically by an independent agency referring to ISO 50001:2018 and SS 564 Part-1:2013, manages data center energy use through several efforts, namely:

1. Use of Internet of Things (IoT) concept through sensor power for non-IT electronic, such as automatic light adjustment that is affected by time/hours.
2. Use of Diesel Rotary Uninterruptible Power Supply (DRUPS) technology for backup power sources (*genset*). This technology replaces the use of batteries which produce a lot of chemical effects on the environment.

Green Data Center

In TelkomGroup's operational activities, it was identified that the most significant energy use came from data center management managed by our subsidiary, namely PT Telkom Data Ekosistem (NeutraDC). We reduce data center energy consumption by adjusting the temperature and humidity of cooling devices to maintain power usage effectiveness (PUE) at average and efficient levels.

NeutraDC took the initiative to decarbonize through the Green Data Center program which includes several efforts, including:

1. Efficient cooling solutions realized through investments in innovative cooling technologies, such as direct-to-chip liquid cooling and discretionary cooling, to optimize energy use and minimize water consumption.
2. Implement AI-based energy management to increase energy efficiency and reduce operational costs.
3. Implement green building designs by ensuring infrastructure with minimal waste and energy efficiency.

SUSTAINABILITY PERFORMANCE

New and Renewable Energy Use [302-1][302-4] [TC-TL-130a.1]

Energy management is a strategic approach to achieving optimal efficiency in using energy resources and simultaneously reducing environmental impacts through reducing greenhouse gas (GHG) emissions. Since 2016, Telkom has utilized renewable energy sources, namely solar energy (solar cells) and (fuel cell) technology, in a managed BTS called Green BTS.

Utilization of Solar Cells



Utilization of Fuel Cells



Inventory of Emission Data [305-5]

Our emissions come from various TelkomGroup operational activities (electricity and fuel consumption). In 2023, TelkomGroup’s operational activities has produce GHG emissions of 1,724,335.18 tons of CO₂eq, experiencing a decrease compared to the GHG emissions produced in the previous year. This reduction in GHG emissions occurred because it was influenced by reducing fuel consumption using energy-saving equipment sourced from EBT, especially at BTS.

GHG Emission Produced [305-1][305-2]

Description	2023	2022	2021*
	Ton CO ₂ eq		
Emission from Electricity Consumption	1,705,940.75	1,817,273.31	1,714,250.44
Emission from Fuel Consumption	18,394.43	36,825.69	30,407.57
Total Emission Generated	1,724,335.18	1,854,099.00	1,744,658.01

Remark:
 * Restatement due to changes in electric meter conversion devices at Telin Hong Kong.

To balance the impact of emissions, we implement various efforts to reduce greenhouse gas emissions. These steps include multiple initiatives, such as implementing savings in electrical energy use, namely by using LED lights and energy-efficient HVAC systems in office buildings.

WATER MANAGEMENT

To manage environmental impacts, we pay great attention to water use management in the office buildings in which we operate. In 2023, the volume of water use reach 1,518,789m³, an increase of 3% from the previous year. This change was caused by the rise in the number of occupants in several buildings and the boiling weather factor of El Nino globally throughout 2023.

Water Consumption [303-5]

Description	2023	2022	2021*
	m ³		
Water Consumption*	1,518,789	1,472,761	1,327,897

Remark: * The source of water consumed comes from Perusahaan Daerah Air Minum (PDAM) or Regional Drinking Water Company and data presented comes from buildings managed by Telkom Property.

TelkomGroup also educates employees about responsible water use as part of its environmental commitment. We also implement water conservation initiatives to support our commitment to the environment. For example, we carry out wastewater recycling management, namely using condensation wastewater from Air Handling Unit (AHU) as a medium for air conditioning and watering plants in the building yard.

BIODIVERSITY PRESERVATION

Telkom's active in efforts to preserve biodiversity as part of environmental responsibility, even though Telkom does not have operational areas in conservation areas. By collaborating closely with related institutions and communities, the company emphasizes its commitment to protecting the environment and contributing positively to maintaining the balance of the surrounding ecosystem. [304-1]

In 2023, a series of initiatives related to biodiversity were carried out, including:

1. Planting 45,500 mangrove trees on an area of 45 ha.
2. Rehabilitation of 3,920 coral reefs at 3 location points.
3. Planting 62,150 trees in 10 locations.
4. Synergy of environmental care programs with 83 communities from the public, residents around conservation areas, members of nature lovers, environmental organizations, and representatives of Telkom employees.



SUSTAINABILITY PERFORMANCE

WASTE MANAGEMENT [306-2]

Electronic devices, packaging, and paper are solid wastes our operations generate. A series of programs and ongoing efforts have been used consistently to manage waste by providing some waste to external parties for them to managed. TelkomGroup provides solid waste (organic and non-organic) to the local government Cleaning Service, while solid electronic waste is handed over to third parties with management permits.

In 2023, TelkomGroup recorded waste generated at 108,556.6 tons, increasing 342.6 ton from the previous year. IThe increase may occur due to the company can increase the device's efficiency to increase the number of customers.

B3 and Non-B3 Waste [306-3]

Description	2023	2022	2021*
	ton		
E-waste	20.7	18.1	15
Non-E-waste	108,535.9	108,195.9	106,931.2
Total Waste	108,556.6	108,214.0	106,946.2

In our operations, electronic waste (e-waste) is obsolete customer devices. Telkom has carried out product end-of-life management for IT hardware such as computers, servers, and routers, including in Customer Premises Equipment (CPE). Devices that are still usable were kept as temporary replacements or emergency backups. The device was stored pending a management decision if it cannot be used. In addition, Telkom actively filters and repairs electronic waste so that it can be used as an educational resource for people in need. [TC-TL-440a.]

Withdrawn CPE and Its Management

Type	Unit	Method	2023	2022	2021
Modem (ONT)	Unit	Reuse Utilization	183,173 unit	278,776 unit	427,900 unit

Another effort to reduce the generation of solid waste from product is to reduce the size of the physical card to 3-in-1 for new SIM card starter pack and physical voucher. Meanwhile, through Go Digital Channel program, Telkom changed physical voucher to electronic ones to reduce waste generation. In addition, this program not reduce the solid waste of physical voucher but also support the reduction of printing, logistic/storage, and distribution cost.

In order to reduce the use of materials that can only be used once, Telkom switched to using applications, while the features provided by Telkom are tailored to customer needs. Telkom also launched the Eduvice program to increase public awareness about overcoming climate change. This program asks employees to put personal electronic waste in the main office's electronics box to reduce electronic waste. This waste is processed into value-added goods by waste management partners. Telkom also teaches vocational school students to repair electronic devices and reduce waste.

Distribution of Eduvice



ENVIRONMENTAL INITIATIVES INVOLVING EXTERNAL PARTIES

TelkomGroup's commitment to preserving the environment and realizing climate resilience is not only carried out within the operational scope. Through implementing social and environmental responsibility programs, we involve stakeholders in environmental conservation actions.

Bresih Program

Telkom runs the Bresih Program in Tuksongo Village, Magelang, Central Java. The action carried out in this program is providing waste management training. Through this program, now the people of Tuksongo Village are actively sorting waste independently so that it is then processed and handed over to the waste bank. The average amount of waste collected per day is around 825 kg, which means we can reduce the GHG emissions by around 0.24 tons CO₂eq from waste.

Tuksongo Village Integrated Waste Management

Telkom collaborated with the Tuksongo village community carrying out waste management using recycling methods. A total of 700 kg was recycled into liquid fertilizer, biogas, and magot. The potential for reducing GHG emissions from this program is 0.24 tons CO₂eq. Telkom also assisted with disposal facilities and waste shredding machines at 14 locations across 7 provinces.

SUSTAINABILITY PERFORMANCE

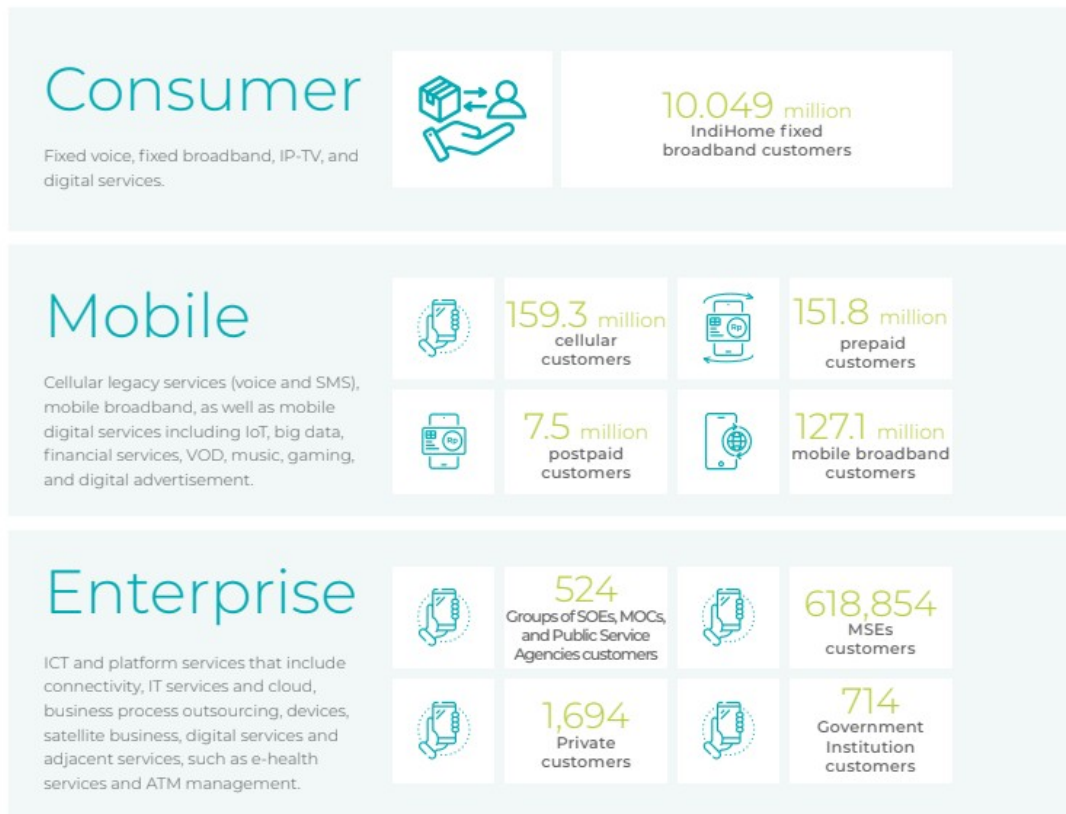
SOCIAL: VALUE FOR THE PEOPLE (RIGHT PEOPLE)



CUSTOMER AS MAIN PRIORITY

Motto "EXIST", is the spirit that underlies every step we take in developing our business and providing the best for customers. We are committed to ensuring customer satisfaction by providing products and services that provide solutions for them, as well as maintaining service quality standards to provide an optimal customer experience. Apart from that, we also continuously develop products and services that can contribute positively to ESG aspects.

Number of Telkom Product Users [TC-TL-000.A, TC-TL-000.B, TC-TL-000.C]



Wholesale & International Business

Domestic and international wholesale traffic, network, and digital platform and services as well as tower, data center, and managed infrastructure and network.

7
other licensed operator (OLO) customers

26
transponder & closed user group customers

382
internet service provider customers

593
global partner customers

Others

Digital services such as digital platform, digital content, e-commerce for B2B, and property management in view to fully utilize Telkom's property assets throughout Indonesia.



17.7 million
active users of digital music (RBT, music streaming, and Langit Musik)



15.6 million
paid users of digital games



10.5 million
paid users of digital edutainment (OTT Video)

Telkom carries out business development with a customer-oriented focus. From the planning stage to launch, we ensure that each product not only meets quality standards, but also has a positive impact on our customers' daily lives. By embracing technological advances and armed with a deep understanding of local needs, TelkomGroup will continue to develop innovative solutions that can respond to the development and acceleration of digital telecommunications.

Telkom always ensures that the product marketed have been checked and gone through a safety evaluation process for use and the wider community. The electronic device accompanying our product and service have also met the requirement that apply in Indonesia regarding a proper level of security for customer. In addition to aspect of product and service safety, TelkomGroup runs Telkom Integrated Quality Assurance (TIQA) program as a form of guarantee for product and service to consumer. TIQA provides after-sales guarantee and implement customer service policies that focus on service delivery, service assurance, and measuring service quality. Until now, there have been no product recall for reason of security risk that could harm consumer.

SUSTAINABILITY PERFORMANCE

Creating the Best Service Experience

Creating the best service experience has become the main key for TelkomGroup in its efforts to maintain customer satisfaction. We are fully aware that positive experiences in interacting with our services can shape customers' opinions of our company. Therefore, we have focused our efforts on providing customers with a memorable experience, from the first time they come into contact with us through every subsequent interaction.

Before a customer files a complaint, we have implemented corrective measures aimed at reducing incidents of disruption, speeding up the problem resolution process, and preventing recurrence of the problem. Efforts are made by:



We continually improve services to customers is also realized through various programs that was designed to improve service quality on an ongoing basis. Every program created is directed at supporting the customer experience in various aspects of interaction with us. From increased technical support to easier access to information, we strive to ensure that each of these programs can provide significant added value for our customers.

Telkom Customer Service Program



Download Speed [TC-TL-520a.2]

Customer satisfaction is influenced by their experience using our products and services, one of which is related to internet speed. We strive to provide a stable and fast internet network. The following is Telkom's average internet speed data:

Average Download Speed

Description	2023	2022	2021*
	Megabits per second (Mbps)		
Telkom Server	33.38	28.09	23.60
All Server	31.43	25.79	21.88
All Server (Exclude Telkom)	28.88	22.37	19.82

Network Interruption Management

Generally, the disruptions we constantly handle cover various aspects, such as network quality. In dealing with these various types of disruptions, we have developed a holistic and sustainable approach to ensure smooth service for customers. In 2023, there were fluctuations in the percentage of disruptions that affect customer comfort due to various factors including mass disturbance. In addition, the average time required to resolve this problem is around 6.18 hours.

Disruption Trend [TC-TL-000.D]

Description	2023	2022	2021*
	Disturbed Customer		
Q Disruptions(*)	2.88	3.59	5.12

Remark:
 (*) Q disruptions represent the number of disrupted customers per 100 customers in a 30 day measurement period.

Mean Time to Repair

Description	2023	2022	2021*
	Hour		
Mean Time to Repair	6.18	6.2	8.5

We continually improve the customer experience on an ongoing basis, one of the efforts being made is to seek customer feedback and then act on it actively. We are carrying out continuous improvement through the Close-the-loop Program, by caring for and solving customer pain point/negative voice of customer to improve customer experience (Corrective).

In addition, we strive to improve the quality of company interaction with customers on an ongoing basis through digital touch point, namely myIndiHome (for Consumer segment), MyCarrier (for Wholesale segment), and MyTEnS (for Enterprise segment). This step aims to ensure that our customers have better access to our services and interact more efficiently with them.

Measuring Net Promoter Score (NPS) and Handling Customer Complaints

Telkom adopted the Net Promoter Score (NPS) metric to get an accurate picture of customer voice at any given time. These NPS results provide valuable feedback that guides continuous improvement in our customer experience and ensures that the improvement steps we take are aligned with customer needs.

SUSTAINABILITY PERFORMANCE

NPS TelkomGroup 2022-2023

Customer Experience	2023		2022	
	2H 2023	1H 2023	2H 2022	1H 2022
Net Promoter Score				
Telkom	56	57	55	51
Point Increase	-1	2	4	2

NPS Consumer 2022-2023

Customer Experience	2023		2022	
	2H 2023	1H 2023	2H 2022	1H 2022
Net Promoter Score				
Telkom (Consumer)	47	35	30	26
Point Increase	12	5	4	3

NPS Enterprise 2022-2023

Customer Experience	2023		2022	
	2H 2023	1H 2023	2H 2022	1H 2022
Net Promoter Score				
Telkom (Enterprise)	65	73	66	65
Point Increase	-8	7	1	5

NPS Wholesale 2022-2023

Customer Experience	2023		2022	
	2H 2023	1H 2023	2H 2022	1H 2022
Net Promoter Score				
Telkom (Wholesale)	73		64	
Point Increase	9		9	

NPS Mobile (Telkomsel-Mobile) 2022-2023

Customer Experience	2023		2022	
	2H 2023	1H 2023	2H 2022	1H 2022
Net Promoter Score				
Mobile (Telkomsel-Mobile)	49	53	54	50
Point Increase	-4	-1	4	1

On the other hand, we are available around the clock (24/7) to serve our customers, allowing them to raise complaints or questions at any time. TelkomGroup has provided a complaint channel tailored to user needs. In this regard, we carefully accommodate users with a variety of methods to convey their feedback.

Mobile customer complaints, can be submitted via:

Telkomsel Virtual Assistant at tse1.me/veronika
 Twitter & Instagram @telkomsel
 e-mail: cs@telkomsel.co.id

Call center "Caroline" on number:

- 188 (24 hours x 7 days) for postpaid (free) and prepaid (Rp300) subscribers
- +628110000333 from Overseas
- Nearest GraPARI

Individual customer complaints, can be submitted via:

Application : myIndiHome.
 Social Media : @IndiHome (Twitter), @IndiHome (Instagram), IndiHome (Facebook).
 Complaint Facility : via web chat di www.indihome.co.id
 e-mail : customercare@telkom.co.id
 Call Center : 147
 Telkom Plasa

Corporate customer complaints, can be submitted via:

MSME Customers	Corporate Customers And Government Institutions	Wholesale And International Customers
0800-1835566 dan e-mail: tele-am@telkom.co.id Social Media: @Smart_Bisnis (Twitter) dan Smartbisnis (Facebook)	08001 Telkom atau 08001035566 e-mail: c4@telkom.co.id Social Media: @TelkomSolution (Twitter) dan TelkomSolutionID (Facebook)	OLO Care Center: 0800-1444-777 e-mail: occ@telkom.co.id LinkedIn: Telkom DWS Official Facebook: @dwstelkom @neucenrix Instagram: @dws_tekom @neucenrix Twitter: @neucenrix

Customer Satisfaction Survey

We continue to strive to collect feedback from customers regarding the services we have provided through this means. We carry out this step annually as part of our commitment to maintaining service quality and better understanding our customers' needs.

Customer Satisfaction Survey

Customer Satisfaction and Loyalty Survey (CSLS)	2023	2022	2021
	%		
Consumer**			
Customer Satisfaction Index (CSI)	7.46*	89.97	89.38
Enterprise			
Customer Satisfaction Index (CSI)	94.90	97.70	97.90
Customer Loyalty Index (CLI)	90.40	95.10	94.30
Customer Dissatisfaction Index (CDI)	0.50	0.90	0.40
Wholesale			
Customer Satisfaction Index (CSI)	91.52	87.33	83.4
Customer Loyalty Index (CLI)	77.69	87.14	83.1
Customer Dissatisfaction Index (CDI)	1.09	0.0	0.60
Mobile			
Customer Satisfaction Index (CSI)	7.57*	7.56*	7.53*

Remarks:
 * 1-10 scale.
 ** There were a change in the assessment method in 2023.

SUSTAINABILITY PERFORMANCE

HUMAN RESOURCES MANAGEMENT

Human resources (HR) have a significant role in business continuity and long-term growth. To build quality human resources, we carry out employment practice based on international business regulation and norm. At the end of 2023 period, TelkomGroup was recorded as having 23,064 employees, consisting of 7,469 employees from parent company and 15,595 employees from Subsidiary companies, with 99% or 22,863 from the total of TelkomGroup employees located in Indonesia and 1% or 201 employees located outside country.

Number of Telkom' Employees 2023 per Category

Description	2023	2022	2021
	people		
Employee Based on Gender			
Men	4,709	5,887	5,996
Women	2,760	3,032	2,793
Total	7,469	8,919	8,789
Employee Based on Age			
Age > 45 years old	3,075	3,941	4,295
Age range 30 - 45 years old	2,269	2,408	2,069
Age < 30 years old	2,125	2,570	2,425
Total	7,469	8,919	8,789
Employee Based on Education Level			
Pre College	779	1,036	1,141
Diploma	437	607	666
Bachelor	4,628	5,485	5,205
Postgraduate	1,625	1,791	1,777
Total	7,469	8,919	8,789
Employee Based on Employment Status			
Permanent Employee	6,960	8,173	8,073
Professional	299	404	410
Rehire	-	284	252
Retirement Preparation Period	84	37	33
Study Assignment	126	21	21
Total	7,469	8,919	8,789
Employee Based on Position			
Senior Management	122	139	136
Middle Management	2,645	2,994	2,988
Supervisor	3,653	4,436	4,434
Others	1,049	1,350	1,231
Total	7,469	8,919	8,789

Employee Turnover [401-1]

In 2023, Telkom recorded an employee turnover rate of 6.81%, higher than last year of 5.94%. From these numbers, employee retention at TelkomGroup is higher cause:

Employee Turnover

Description	2023	2022	2021
Total of Telkom employees	7,469	8,919	8,789
Total of employee turnover	509	530	1,150
Job transfer by choice	12	56	55
Become a Director of SOE or Government official	0	1	2
Discipline violations	1	1	6
Retired	475	436	1,022
Pass away	21	36	65
Percentage of Turnover (%)	6.81	5.94	13.08

Employee Turnover by Age and Gender

Description	2023		2022		2021	
	Men	Women	Men	Women	Men	Women
Age < 30 years old	5	2	14	19	27	7
Age range 30-50 years old	9	4	22	14	15	16
Age > 50 years old	437	52	398	63	932	153
Sub Total	451	58	434	96	974	176
Total	509		530		1,150	

Diversity, Equality, and Equal Opportunity

From recruitment to retirement, Telkom provides equal opportunities to all employees regardless of ethnicity, religion, race, social status, and gender. Therefore, Telkom strives to develop a comfortable working environment for women and men, including employees with disabilities. Telkom has a Collective Labor Agreement (CLA) that regulates the rights and obligations of all (100%) Telkom employees.

TelkomGroup provides opportunities for all Indonesian citizens (WNI) to have career at Telkom. There is no child labor or forced labor at Telkom. The minimum age for Telkom employees is 18 years. In 2023, Telkom hired 52 women and 64 men as new employees.

Recruitment of Employees by Age and Gender of Telkom [401-1]

Description	2023		2022		2021	
	Men	Women	Men	Women	Men	Women
Age range 18-25 years old	22	31	128	190	228	270
Age range 26-30 years old	23	13	147	112	74	35
Age > 30 years old	19	8	10	9	0	0
Sub Total	64	52	285	311	302	305
Total	116		596		607	

SUSTAINABILITY PERFORMANCE

We also provide opportunities for people with disabilities to work at TelkomGroup. We collaborate with the Education Fund Management Institute (LPDP) and several universities in recruiting employees with disabilities. Until the end of 2023, TelkomGroup has 19 employees with disabilities consisting of 68% men and 32% women employees. Employees with disabilities who work at TelkomGroup consist of the physically impaired, deaf, blind, and speech impaired who are placed in call center, admin, finance and human capital, sales, teaching, network access, planning and performance, IT platform, and digital business.

Number of Disabled Employees

Description	2023	2022	2021
	people		
Employee Based on Gender			
Men	13	6	3
Women	6	5	3
Total	19	11	6
Employee Based on Age			
Age <25 years old	4	2	2
Age range 26 - 40 years old	14	8	3
Age > 40 years old	1	1	1
Total	19	11	6
Employee Based on Employment Status			
Permanent Employee	19	11	6
Contract Employee	0	0	0
Total	19	11	6



For diversity, especially at the managerial level, we have 4,709 male employees and 2,760 female employees, which are as many as 829 female employees and 1,938 male employees occupy managerial positions.

Number of Employees by Managerial Position and Gender of Telkom [405-1]

Description	2023		2022		2021	
	Men	Women	Men	Women	Men	Women
Band I	104	18	126	13	126	10
Band II	480	79	549	88	550	79
Band III	1,354	732	1,602	755	1,684	675
Sub Total	1,938	829	2,277	856	2,360	764
Total	2,767		3,133		3,124	

Work Time

Telkom provides flexible working arrangements, or what is called Flexible Working Arrangement/FWA, which consists of Working from Anywhere (WFA), Working from Office (WFO), and Hybrid (WFO-WFA). A slightly different term is Working from Anywhere (WFA), which is the implementation of an employee’s way of working approved by the superior, consisting of the employee’s residence or other location within a 50 km radius from the main office in the work location area.

In accordance with statutory regulations, FWA’s working hours are a maximum of eight hours per day, and they are equipped with flexibility in starting work times. The success of FWA is supported by the availability of the HC Super Apps information system, which can be monitored directly by superiors to monitor work productivity and employee discipline.

Leave Rights

We provide employees with 12 days of annual leave. We also offer parental leave, which includes 7 days of paid paternity leave and 3 months of paid maternity leave for women employees, which can be taken before and after childbirth. Additionally, there is a 45-day leave for performing Hajj, a long leave every 3 years for up to 45 days, and a maximum of 7 days for urgent reasons.

Parental Leaves [401-3]

Description	2023	
	Men	Women
Employees who are entitled to parental leave	3,902	1,810
Employees taking parental leave	90	174
Employees returning to work after parental leave	90	145

Employee Performance Measurement [404-3]

Every year, employees take part in an individual performance measurement and assessment process. Performance measurement and assessment at Telkom is carried out using 2 (two) methodologies, namely:

1. Hybrid KPI-OKR, as a method used to calculate Individual Performance Values (NKI) based on the achievement of Objective & Key Results (OKR) in line with the Key Performance Indicator (KPI) unit; And

Remuneration [401-2] [405-2]

We provide remuneration for all employees using the 3P + 1L principle, namely pay for the person (according to required competencies), pay for the position (according to the level of responsibility and accountability), pay for performance (according to performance in achieving targets, including ESG performance achievements), and pay for location (according to the city of work location). Therefore, employee remuneration at the lowest to senior management level is the same for male and female employees. In accordance with the pay-for-location principle, remuneration refers to the Provincial Minimum Wage (UMP) regulations. The provision of employee remuneration at the lowest level is above the UMP.

2. Competency & Behavior Appraisal (CBA) as a method used to assess the Competency (Leadership and Technical) and Work Behavior of each Employee through Multi-rater Assessment (360° feedback), Supervisor Assessment, Knowledge Test, and other relevant parameters.

The results of the Performance Measurement in the form of Individual Performance Values (NKI), Competency Values, and Work Behavior Values for each employee are used to manage Human Capital such as career, competency development, and giving rewards in the Company.

SUSTAINABILITY PERFORMANCE

Pension Program [201-3, 404-2]

The pension program applies to all permanent employees at TelkomGroup. TelkomGroup includes its employees in the Defined Benefit Pension Program (PPMP) for employees who joined Telkom before July 1, 2002, and the Defined Contribution Pension Program (PPIP) for employees who joined after July 1, 2002. These two programs do not apply to Directors.

Employee contribution to the PPMP program is 18% (8.4% before March 2003). Until the end of 2023, Telkom's contribution to PPMP is Rp 1,635 billion. Meanwhile, PPIP is managed by the Financial Institution Pension Fund (DPLK), with the provision that the Company's contribution to DPLK is calculated based on a certain percentage of employee salaries. The Company's contribution to PPIP to DPLK for 2023 is Rp50 billion.

Telkom also provides retirement training. The training programs offered are related to psychological, spiritual, and welfare programs according to needs, as well as workshops with functional themes for employees entering retirement. In 2023, there were 687 employees participating in retirement training.

Facilities

We are committed to equality for both female and male employees and disabled and non-disabled employees. Telkom has issued a Respectful Workplace (RWP) policy, which shows the Company's commitment to providing a harmonious, respectful workplace that protects human dignity, free from discrimination, violence, and harassment.

This is also supported by special facilities provided for disabled and female employees so that they can keep their activities within the TelkomGroup environment. Telkom offices are equipped with several facilities to support the work of disabled employees, such as lift access, room entry access, workspace access, roads & parking.

We also provide transfer rights at your request (APS) or job transfer by choice to join and live in the same city as your family without resigning. Apart from that, we also provide several facilities such as child care facilities, namely Telkom Daycare and a lactation room, which support calm work for employees of productive age.

Apart from retirement training, 2 batches of financial planning for millennials were also held with 139 employees participating, namely training for employees with a maximum age of 35 years as a form of preparation for retirement readiness from a financial perspective, which cannot be fulfilled instantly (retirement awareness from an financial perspective).

Freedom of Opinion

Telkom guarantees freedom of opinion and association for all employees. Until the end of 2023, there were 5 workers' unions as a forum for aspirations for employees, namely:

1. *Serikat Karyawan Telkom Indonesia (SEKAR TELKOM);*
2. *Serikat Pekerja Telkomsel (SEPAKAT);*
3. *Serikat Pekerja Infomedia Nusantara (SPIN);*
4. *Serikat Pekerja Metra Digital Media (Serikat Pekerja Digital or SPMD); and*
5. *Serikat Karyawan Graha Sarana Duta (Serikat Pekerja Graha Sarana Duta or SKATA).*

Other media that can be used by employee to express their opinion, criticism, and suggestion to the company, namely e-mail, telephone, message via WhatsApp Chat, and Telegram.

PART/ 03.



In 2023, Telkom Daycare has become the first daycare facility in Indonesia to be awarded the highest rating of *Taman Asuh Ceria Anak* (TARA) certification by the Ministry of Women's Empowerment and Child Protection of the Republic of Indonesia (KemenPPPA RI).

Employee Competency Development
 [404-1, 404-2]

Telkom involves its employees in a competency improvement program on an ongoing basis every year. All levels of positions, both female and male employees, can implement this program—increasing competency using e-learning systems. The modules in the e-learning system are regularly updated according to the needs of employees and the Company. Telkom also has a knowledge repository that employees can access to improve the independent learning system.

Apart from that, competency development is also realized in workshops held internally involving external institutions and professionals. Telkom also sends its employees to attend external seminars by government institutions and private parties.

In 2023, Telkom spent Rp186 billion for employee training activities. 5,580 employees participate in various trainings with 1,019,700.80 hours of training a year. The total training hours for the Telkom Parent employee category is 864,573.6 hours and for the Subsidiaries category, 154,947.2 hours. The average training hours per employee was recorded at 65.16 hours.

Telkom Employee Training Data Based on Gender [404-1]

Description	2023		2022		2021	
	Men	Women	Men	Women	Men	Women
Certification Training	549	313	620	334	954	1,077
Leadership Development Program	140	51	428	231	659	331
Regular Training	2,870	1,657	7,216	3,886	11,102	4,896
Total	3,559	2,021	8,264	4,451	8,990	6,304

In 2023, Telkom involved the Board of Directors and Board of Commissioners in training related to sustainability aspects, with the topic 5 Bold Moves Upskill and Reskill.

SUSTAINABILITY PERFORMANCE

Education Priority Program

Telkom has a scholarship program for its employees who wish to continue their education at the master's and/or doctoral level through the Great People Scholarship Program (GPSP). The company provides this long-term program to retain employees. In 2023, 98 employees continued their education abroad, and no employees continued their education at domestic universities.

Not only internally, Telkom is also trying to encourage the growth of digital talent in Indonesia. Telkom has a digital learning platform that all BUMN, namely Pijar Mahir, can access. This platform is also a form of Telkom's support for the BUMN Ministry's efforts to develop a global standard digital ecosystem and talent within the BUMN environment. Through Pijar Mahir, digital skills can access learning materials through videos, reading materials, quizzes, and others. This collaboration hopes to create 200,000 SOE digital talents by 2024.

Digital Talent Readiness [404-2]

Currently, we are in an era of rapid technological development. Therefore, adequate digital talent is needed in terms of competency and number. Telkom has a Digital Talent Readiness program that develops employees' digital capabilities. Capability development is carried out by developing soft skills related to Digital Mindset and behavior and technical skills through innovation programs, digital project-based, and certification related to digital skill needs. Apart from that, TelkomGroup is also developing a program so digital talent can transfer knowledge. Until the end of 2023, Telkom has digital talent of 4,033 people or 17.18% of total employees. The digital talent figure reaches 109% of the digital talent targeted in 2023, namely 3,700 people. In the future, Telkom is targeting digital talent by 2026 to reach 5,722 people.

Digistar

Digistar is another effort from Telkom to prepare digital talent. Digistar forms and develops future digital talent, so they are ready to enter the world of work while closing the gap between the number of digital skills and industry needs. Through the Digistar program, Telkom incubates young talents with big ambitions and extensive knowledge, such as self-growth abilities, leadership, and technical experience, while introducing the work environment at Telkom. Digistar is aimed at students, fresh graduates, and job seekers, with five subprograms, including:

1. Digistar ClassProgram intensive mentoring;
2. Digistar CommunityProgram partnership
3. Digistar InternshipProgram magang
4. Digistar ConnectProgram
5. Digistar StoryKanal

Achievement



Implementation of Occupational Safety and Health Management System (OSHMS)

Telkom has an occupational safety and health management system (SMK3) that covers all (100%) employees, vendors, and stakeholders in operational areas. The implementation of SMK3 refers to Directors' Decree No. 37 of 2010 regarding Company Security and Safety Management Policy dated 26 October 2010 (KD No.37/2010). The OSH aspect is also in PKB VIII article 51: "Telkom is obliged to organize occupational safety and health programs in accordance with applicable laws and regulations." Throughout 2023, all regional office areas and telecommunication area offices (Witel) have been certified Golden Flag by the Ministry of Manpower of the Republic of Indonesia. [403-1, 403-8]

PART/ 03.

Hazard Identification and Incident Reporting [403-2, 403-9, 403-10]

The first step in implementing OSH is identifying high-risk work types. At Telkom, these jobs include:

1. Work at height;
2. Work at risk of high voltage;
3. Work at ground tank;
4. Work at manhole; and
5. Work at optical splicing.

TelkomGroup identified several Occupational Diseases, including:

Physical	Infection	Chemical	Psychological
Electrocuted, noise, dim lighting and ergonomic factor that can cause physical fatigue, muscle pain, bone deformity, changes in shape due to the position of the chair and table when used do not meet ergonomic requirement.	Contracted from Corona virus through office or workplace.	Daily chemicals (eg: floor cleaners) that can cause skin diseases such as dermatitis, common in Telkom Party.	Lack of work-life balance. Severe and continuous work demands can cause burnout or mentally exhausted.

To mitigate the risk of, Telkom Parent, periodically monitors and evaluates the implementation of OSH. Apart from that, Telkom also has security and safety procedures and guidelines and an extensive operations manual with detailed guidance on security protocols, especially at project and tower sites. Other efforts to mitigate the risk of accident incidents include carrying out Safe Work Readiness Check Lists and Safety Talks, HSE Patrols, and Management Visits. We also ensure that our vendors have OSH certification and comply with applicable laws. [403-7]

The incident reporting mechanism refers to KD No. 37/2010, and anyone who sees unsafe conditions can report it to the Security and Safety Unit at the regional or head office. The following table is data of work accidents during 2023 at Telkom Akses, one of our subsidiaries.

Work Accident Data at Telkom Akses [403-9]

Category	2023
Lost Time Injuries	90
Fatality	1
Total	91

SUSTAINABILITY PERFORMANCE

OSH Facilities [403-3, 403-6]

Telkom also pays attention to employee health at work. Realized by providing health facilities, as stated in the Resolution of the Board of the Director of Human Capital & General Affairs of the Company (Persero) KR.08/PS600/COP-B0012000/2008 regarding Guidelines for Implementing Health Services for Employees and Their Families. The health facilities provided are:

1. General and dental polyclinic;
2. Fitness center;
3. Lactation room;
4. Basic life support simulation room; and
5. Midwifery check-up.

In addition, Telkom has Yayasan Kesehatan (YAKES) or health foundation to manage employee's health. YAKES is responsible for planning, controlling and maintaining employee's health, retirees and families, organizing polyclinics in head office, counseling, physical promotive, as well as company hygiene and work safety.

Training Related to OSH [403-4, 403-5]

Telkom regularly provides OSH training to employees to reduce the risk of work accidents and increase awareness and skills related to OSH.

OSH Training Data in 2023

Type of Training	Number of Employees	Number of Training Hours
General OSH Expert	65	4
OSH Firefighter Type D	39	3
OSHMS Auditor Certification	14	2
Total	118	9

To increase employee awareness and partner within TelkomGroup environment on the importance of OSH, we always communicate OSH aspect on various occasions. TelkomGroup also seeks to instill OSH into corporate culture. Communication, socialization, and OSH consultation activities are realized through the following programs:

1. Safety Talk;
2. Safety Risk Observation Round (SROT);
3. Check list for working readiness;
4. Management Visit;
5. HSE Patrol;
6. HSE Training;
7. Manufacture and Installation of HSE Signs;
8. HSE Team Meeting;
9. Basic Life Support (BLS); and
10. Formation of Emergency Response Team.

Employee Feedback Management [406-1]

TelkomGroup provides a channel for employees to offer opinions, suggestions, criticism, and complaints via:

HC Help Desk	HC Wiki	With-U
<ol style="list-style-type: none">1. E-mail-in service hr_helpdesk@telkom.co.id2. Phone-in service to number 15003053. Chat-in via WhatsApp to number 08111-900-3054. Telegram @hchelpdesk_bot	Search engine service to find information about employment and Telkom's human capital policy catalog.	Counseling services regarding personal issues, performance, and general issues. Employees can schedule the counseling through HC Helpdesk and carry it out via Tonl video conference.

During 2023, there were 32,346 incoming feedback. Most complaints received are related to Administrative and Service with total 6,438 feedback. Throughout 2023, there are 17 cases of complaints related to violations of the code of ethics that Telkom has processed. Following Telkom's business ethics, we do not tolerate acts of discrimination, harassment, violence, or inappropriate behavior, and we provided strict sanctions to perpetrators of violations.



SUSTAINABILITY PERFORMANCE

COMMUNITY INVOLVEMENT AND DEVELOPMENT [203-2] [413-1]

Digital Learning Lab



Telkom developed the Digital Innovation Learning School program to help schools and students gain internet & computer access, especially in 3T (Frontier, Outermost, Disadvantaged) areas. In 2022, Telkom distributed 435 devices, networks, and applications (DNA) to 435 schools in the 3T area with 15,810 beneficiaries.

Telkom's efforts to help schools and students gain internet & computer access and improve ICT (Technology, Information, and Computer) skills for learning purposes in 3T areas using IndiHome, Orbit, and Satellite fiber optic technology Mangoesky.

Telkom DigiUp



Telkom DigiUp is Telkom's effort to support young talents who are ready to work in the coming years to produce high school/vocational school students nationally/internationally certified in digital competency throughout Indonesia. The DigiUp program includes assistance with national/international standard digital certification for high school/vocational school students, training assistance to increase competency in the digital field, seminar activities, podcasts, tips, and trick series, as well as digital application/platform competency and providing a forum for high school/vocational school student programmers. In 2023, 9,741 high school/vocational school students from 421 schools registered for this program, with 1,000 participants successfully passing certification.

Conservation Education Program



The conservation education program is one of Telkom's efforts to tackle the climate crisis in Indonesia. Conservation education supports changes in behavior, attitudes, and ways of thinking, especially those related to managing natural resources, including ecosystems. More than 400 people registered as participants in the Conservation Education Program, and after going through a selection process, 10% of them were selected based on general knowledge and insight regarding conservation, experience, motivation, hopes, and follow-up plans or long-term goals after participating in training activities. This program is integrated and in line with the Sustainable Development Goals (SDGs), especially environmental development pillar Number 13, namely handling climate change or climate action. More than that, the conservation education program is also a concrete action in realizing the target of increasing education, awareness, and human and institutional capacity related to mitigation, adaptation, impact reduction, and early warning of climate change. A total of 97 participants registered from 6 Provinces and 26 Regencies/Cities. In stage I, 25 programs were selected, then in stage II, 15 programs were selected.

Empowerment of Disabled Group in the Context of Increasing Self-Reliance of Vulnerable Communities



Telkom supports the empowerment and independence of people with disabilities. In 2023, Telkom assisted 540 people with disabilities in 20 location in the form of educational facilities, skills training, and tools for people with disabilities, including:

- a. I-Chat application for people with deaf and speech disabilities;
- b. Braille computer (including application) for people with visual disabilities;
- c. Props for people with mentally and physically disabled; and
- d. Digital skill training for people with disabilities.

Supporting Digital Economic Growth through SME Empowerment



Telkom supports the development and empowerment of MSMEs through programs:

a. Access to capital
 Telkom distributes funding to MSEs operating in 7 sectors, namely industry, trade, agriculture, livestock, plantations, fisheries, and services. In 2023, Telkom distributed funding of Rp20 billion through collaboration with BRL.



b. Access to competence
 Telkom provides Go Modern and Go Digital guidance, including training, certification, and other development activities through Rumah of SOE spread from Sabang to Merauke. In 2023, there were 906 MSEs receiving incubation/training, halal certification assistance for 1,117 MSEs, a Grant Program for 218,500 packages with 320 MSEs receiving benefits, NIB 4,578 MSEs, and P-IRT 990 MSEs.

c. Access to commerce
 Telkom provides Go Online and Go Global guidance, including training and assistance in expanding market reach online and encouraging coached MSEs to participate in national and international scale exhibitions. In 2023, 286 MSEs joined in the national-scale exhibition and 32 MSEs in global ones. Apart from that, Telkom also has MySooltan and PaDi UMKM, which have 2,396 and 2,900 active users.

Telkom also runs a Business Matching program through the PaDi UMKM platform to help MSEs advance to class by bridging MSMEs so they can make transactions with various state-owned companies in the country. PaDi UMKM is also expanding its market network beyond SOE to strengthen the role of MSMEs in an increasingly integrated economic ecosystem.

Support the Realization of Sustainable City



Telkom supports the Government in carrying out equitable infrastructure development. Telkom realized this support through assistance in renovating places of worship, renovating houses, and creating sports facilities and green open spaces. In 2023, the activities carried out are: Program for Renovating Uninhabitable Houses (RTLH) 43 houses for retirees, houses of victims of natural disasters and houses for the elderly and poor, assistance for rehabilitation of places of worship at 48 points in 13 provinces, assistance for building facilities public (roads, bridges, etc.) and green open spaces at 362 points spread across 17 provinces as well as assistance programs for activities/efforts to manage household waste using a recycling and circular economy approach, carried out at 14 points in 7 provinces.



Support for Strengthening Governance System and IT Support



One of the objectives of the Company's TJSL program is to build peace, create equal justice for all parties, and develop strong institutions. Therefore, to improve the governance system and strategic decision-making, including those related to the TJSL program, Telkom is strengthening the governance system with IT support. Telkom uses the TJSL Management Information System (SIM) and utilizes data analytics and decision support systems.



The DigiHeroes program is an effort to overcome the impact of digitalization on children by increasing parents' awareness of the effects of digital transformation on children, providing skills and knowledge to overcome digital transformation, and increasing soft skills in children.

SUSTAINABILITY PERFORMANCE

Support for Sustainable Development Goals (SDG)

TelkomGroup has mapped support priorities for the SDG following the SDGs compass mechanism. SDG support priorities are aligned with the business sector and the Company's sustainability pillars. A summary of SDG support, targets, and achievements is presented in the following table:

SDGs Indicator Code	Name of SDGs Indicator	Sustainable Projects/Activities/ Products/Services	Target in 2023	Achievements in 2023
4	4.a.1 Proportion of schools with access to Internet and computers	Providing internet & computer access in the 3T area by channeling devices, networks, applications (DNA).	400 schools	435 schools
	4.4.1(a) Proportion of adolescents (aged 15-24 years) and adults (aged 15-59 years) with skills information and communication technology (ICT)	Number of adolescents/adults receiving ICT skills training through the Implementation of Digital Skillset Training Programs for Students and Graduates of Vocational (Vocational) and ICT Training for Disability.	1,150 Participants	1,397 Participants
	4.c.1 Percentage of qualified teachers by education level	Educator Quality Improvement Training Assistance.	1,000 Teachers	1,148 teachers
6	6.1.1 Percentage of households using safely managed drinking water services	Clean Water Facility Assistance Program.	60 location points	71 location points
	6.2.1* Percentage of households using safely managed sanitation services, including handwashing facilities with water and soap	General MCK Provision or Renovation Program.	20 location points	78 location points
8	8.3.1(a) Percentage of MSME (Micro, Small and Medium Enterprises) access to financial services	BRI Channel Cooperation Program. *) PKS Cooperation effective from November.	157 billion	20 billion
	8.5.2 Open unemployment rate by sex and group	- MSE Business Capacity Building Program through 4 GO Coaching. - UMK Training & Certification.	- Go Modern: 8,000 - Go Digital: 6,000 - Go Online: 1,000 - Go Global: 15 - Join the Bazaar/ Expo: 160	- Go Modern: 8,800 - Go Digital: 7,643 - Go Online: 1,150 - Go Global: 22 - Join the Bazaar/ Expo: 360

PART/ 03.

SDGs Indicator Code	Name of SDGs Indicator	Sustainable Projects/Activities/ Products/Services	Target in 2023	Achievements in 2023
11	11.1.1 Percentage of households with access to adequate and affordable housing	Uninhabitable House Surgery Program (RTLH).	35 Houses	44 Houses
	11.6.1.(b) Number of managed national waste generation	E-Waste Management Program:	5 Location points	10 Location points
12	12.4.2 The amount of B3 waste handled/ managed by type of handling	Program Eduvice.	- 210 device collected	- 230 device collected
			- 150 device managed	- 225 device managed
			- 65 device distributed	- 71 device distributed
13	13.3.1(a) Number of formal education units and environmental care and cultured institutions / communities	Synergy of Eco-Conscious Community Programs.	30 Communities	36 Communities
14	14.5.1* Total area of marine protected areas	- Coral Reef Planting Program.	- 600 Substrate	- 3,920 substrates
		- Mangrove Planting Program.	- 35,000 Mangrove Seedlings	- 45,500 Mangrove Seedlings
15	15.2 Improve the implementation of sustainable management of all types of forests, restoring degraded forests	- Digital Forest Conservation Program.	- 55 Hectares	- 62 Hectares

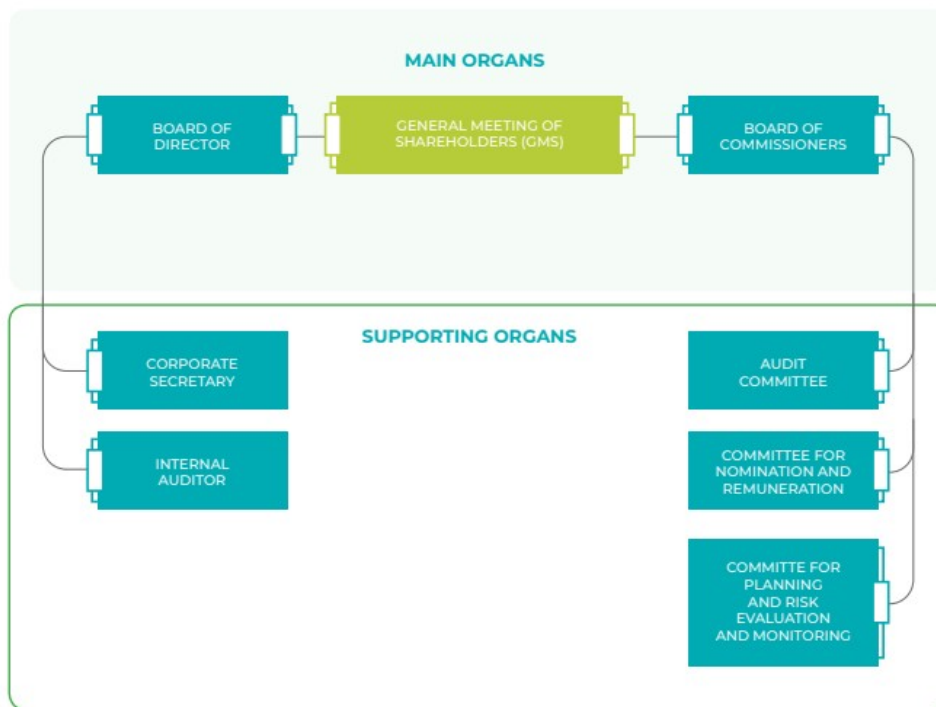
SUSTAINABILITY PERFORMANCE

GOVERNANCE: VALUE-ADDED BUSINESS
 (RIGHT GOVERNANCE)



CORPORATE GOVERNANCE

In accordance with Capital Market provisions and Law no. 40 of 2007 regarding Limited Liability Companies, Telkom has a governance structure consisting of Main Organs and Supporting Organs, as follows:



In carrying out their duties and functions, all corporate governance organs always maintain their integrity and prevent conflicts of interest. The Board of Commissioners and Directors ensures the prevention of conflicts of interest through implementing the principle of transparency. All members of the Board of Commissioners and Directors have no affiliation with other members, whether financial

or family. Apart from that, members of the Board of Commissioners and Directors also have no affiliation or conflict of interest with the Controlling Shareholders. Throughout the reporting period, there were no conflicts of interest related to share ownership in suppliers or transactions with conflicts of interest. [2-15]

STAKEHOLDERS ENGAGEMENT [2-29]

Stakeholders concerns and needs are important in influencing company policy and strategy. Telkom communicates actively with stakeholders, maintains mutually beneficial relationships, and strives to meet their expectations. Through close collaboration with stakeholders, Telkom can carry out its operations by paying attention to sustainability principles and broader social responsibility, thereby positively impacting various aspects.

Stakeholders		Engagement Method and Frequency	Main Topics & Concerns
Internal	Shareholders and Investors	<ul style="list-style-type: none"> Annual General Meeting of Shareholders (GMS), Extraordinary GMS, and quarterly performance explanation. Investor Conference and/or Non-Deal Roadshow. 	<ul style="list-style-type: none"> Achievement of operational and financial key indicators (KPIs), good corporate governance practices. Business development.
	Employee	<ul style="list-style-type: none"> Periodic meetings with management. Trainings. Serikat Karyawan Telkom (Sekar). Employee Complaint Center. 	<ul style="list-style-type: none"> Career path. Clarity of rights and obligations. Remuneration and other benefits. Increased competence.
Eksternal	Customer	<ul style="list-style-type: none"> Customer satisfaction surveys at least once a year. Customer Complaint Center. 	<ul style="list-style-type: none"> Network connection and coverage. Ease of complaint resolution. Data security and confidentiality. Excellent service.
	Government	<ul style="list-style-type: none"> Bipartite meetings are held at least once a year. Opinions with the House of Representatives and working visits. 	<ul style="list-style-type: none"> Legal compliance and reporting. Ethical business practices.
	Partners	Direct meetings during auction and procurement contracts, supplier selection and management, supplier performance appraisal, and further procurement processes with frequency as needed.	<ul style="list-style-type: none"> A fair and transparent procurement process. Objective selection and evaluation process. Implementation of work that meets K3 standards. Administrative procedures.
	Community	Deliberation in planning community empowerment activities, implementing activities and supervising program realization.	<ul style="list-style-type: none"> Harmonious relationship. Positive contribution to economic and social life. Participation in other programs including environmental conservation activities.
	Media	Press releases, media gatherings, press conferences, and press briefings are carried out as needed at least once a year.	<ul style="list-style-type: none"> Accuracy of the object of reporting Latest information Transparency of operational, financial and non-financial conditions.

SUSTAINABILITY PERFORMANCE

RISK AND CRISIS MANAGEMENT

As a company listed on the New York Stock Exchange (NYSE), Telkom must implement risk management that complies with the Sarbanes-Oxley Act, significantly articles 302 and 404. Based on BUMN Ministerial Regulation No. PER-2/MBU/03/2023 regarding Guidelines for Governance and Significant Corporate Activities of State-Owned Enterprises, Telkom, as one of the BUMNs, is also required to implement a risk management system. Implementing a risk management system is carried out to fulfill compliance aspects and maintain business continuity so that it runs well.

During 2023, Telkom's risk management system has effectively managed various Telkom business risks to support every policy and process in the TelkomGroup. Telkom uses several risk management tools or information systems, including:

1. Generic Tools Enterprise Risk Management Online (ERM Online) whose used by all units to manage the Risk Register.
2. Specific Tools for specific risk management purposes, for example:
 - a. Fraud Management System (FRAMES) application is an early detection system for potential customer and third-party fraud.
 - b. The i-Library application is managed by the Service Operation Division and is used to manage the Integrated Management System documentation system.
 - c. SMK3 Online application is managed by the Security & Safety Unit to manage health and safety documentation.

Telkom has been running a Business Continuity Management System (BCMS) since 2010 as a commitment to implementing Sustainable Telkom Business Continuity by ensuring confidentiality of information, integrity of data, availability of information, excellent service for customer satisfaction, and excellent IT service in a structured manner according to ISO procedures. 22301:2019, which includes:

1. Emergency Respon Plan: information related to handling disturbances/disasters.
2. Business Continuity Plan: Information on risk reduction steps, handling the impact of disturbances/disasters, and the recovery process.
3. Disaster Recovery Plan: Information on recovery steps that focus on critical technological aspects.

Telin, Metranet, Infomedia, Telkomsat, Telkom Property, Telkom Access, Admedika, Dapen Telkom, MD Media, Telkom Infra, and Telkom Sigma ratified regulations relating to Data Governance in accordance with the regulations that have been passed at Telkom, as proof of the commitment of TelkomGroup guarantees the protection of privacy and security of personal data with the following policies:

1. Regulations on Governance
2. Company Data
3. Regulation on Corporate Data Control Standards.
4. Regulation on Enterprise Data Design Management Standards
5. Regulation on Enterprise Data Operations Management Standards
6. Regulation on Corporate Data Quality Management Standards

BUSINESS ETHICS AND COMPLIANCE [2-27]

Telkom carries out operational activities under ethical and fair business practices in the telecommunications industry. Our commitment to integrity and transparency is reflected in every aspect of the business, from customer service to interactions with partners and communities. We prioritize compliance with strict regulations and industry standards and pay attention to consumer rights and privacy in every service we offer. TelkomGroup Business Ethics Guidelines are stipulated in Resolution of Board of Directors No. PD.201.01/r.00/PS150/COP-B04000000/2014 regarding Business Ethics in the TelkomGroup Environment. [2-27]

Implementing sustainability principles requires a firm ethical commitment from TelkomGroup and all parties involved in its business chain. The main emphasis in implementing our business ethics includes several crucial aspects, including:

1. Commitment to Customer

- a. Provide clear and easy-to-understand information about the rights and obligations of the customer before the contract/subscription contract is signed by both parties;
- b. Fulfill the rights of customer in providing service as promised in Service Level Guarantee (SLG);
- c. Provide and manage customer contact media to make it easier for customer to submit complaint, feedback and seek information about product/service.

2. Commitment to Partner

- a. Provide increased skill, competency and training on product/service, service procedure and service ethics to agent, reseller, installer, and setter in order to provide product knowledge so as to improve service to customer;
- b. The process of procurement of good and service is carried out in a fair, transparent and accountable manner by involving prospective supplier/partner who have a reputation with good classification, in accordance with applicable law and regulation and GCG principles;
- c. Mandatory to do selection and evaluation of partner objectively.

3. Commitment to Competitor

- a. Attempt to obtain information about competitors' businesses are conducted in an honest manner and obtained from legitimate sources;
- b. It is prohibited to obtain competitor information by illegal and unethical ways, such as espionage, wiretapping, and/or theft.

4. Commitment to Social Community

- a. Build and foster harmonious relationships as well as providing benefits to the community around the company's place of business;
- b. Encourage the emergence of sense of belonging from the community to the company with the aim that the community participates in protecting the company;
- c. Minimize impacts on the environment to the minimum, including but not limited to excavation of cable lines and frequency usage.

5. Commitment to Employees

- a. Avoid discriminatory practices of employees.
- b. Maintaining health, security, safety and comfort of the work environment.

COMPETITIVE BEHAVIOR

In the 5G era, cellular operators must secure wide frequency bandwidth to guarantee optimal service and a promising user experience. The growth of technology and digitalization drives the need for solid and fast networks. Competition in the 5G era is not only about network quality but also includes service range, price, features, strengthening IT systems, and customer support. As a significant player, Telkom is committed to fair business competition, with the principle of prudence in developing products to remain in accordance with

business competition regulations. As a leading company in Indonesia, Telkom and its subsidiaries have adopted ethical business competition practices with no record of violations related to monopoly or business competition regulations in the 1999 Business Competition Law. In 2023, no monetary losses will result from legal processes about Anti-competitive behaviour regulations.

[206-1] [TC-TL-520a.1]

ANTI-CORRUPTION, ANTI-BRIBERY, AND ANTI-FRAUD POLICIES

TelkomGroup is committed to running a business free from corruption, collusion, and nepotism. The realization of this commitment is reflected in the implementation of anti-fraud policies.

Telkom has established the Anti-Corruption Compliance Function Committee (FKAP) with the aim of jointly reviewing and evaluating the implementation of the Anti-Bribery Management System (ABMS) together with the Board of Directors and Top Management for continuous improvement. ABMS has been implemented in some Class A Witel and Business Units as well as Subsidiaries. Monitoring of ABMS implementation has been conducted through ABMS.telkom.co.id. [205-1]

FKAP routinely evaluates corruption-related risks in its operations, identifying potential risks in several business areas of the company's units. Telkom does not tolerate corruption, bribery, or fraudulent behavior and will enforce strict sanctions for violators. [205-2]

Our efforts to prevent fraud and corruption are also implemented by requiring the filling out of the State Administrator's Assets Report (LKHPN) for members of the Board of Directors, Commissioners, and employees at Band I-III levels (specifically Head of the Office). In addition, anti-corruption and anti-fraud socialization are routinely carried out, and e-learning on the ABMS based on SNI ISO 37001:2016, which is valid and must be completed by all Telkom Parent employees. Telkom routinely evaluates corruption-related risks in its operations, identifying potential risks in several areas of the company's business units. Telkom has no tolerance for corruption, bribery, or fraudulent behavior and will impose strict sanctions on violators.

SUSTAINABILITY PERFORMANCE

In 2023, we reported corruption incidents involving a subsidiary, PT Telkom Telstra. The alleged corruption case involved 8 people with a total value of Rp236 billion. Currently, the case process is continuing towards the second stage, which will continue through delegation to enter the trial process. Telkom Parent supports the legal

process and firm action regarding this case and strives to increase internal control throughout the TelkomGroup more strictly. The ISO 37001:2016 ABMS Certification obligation is targeted at all direct subsidiaries until 2024 and calls for the management of anti-bribery implementation in affiliated subsidiaries. [205-3]

WHISTLEBLOWING SYSTEM

TelkomGroup consistently upholds business ethical standards and prioritizes transparency in its operations. One implementation of this commitment is through a whistleblowing system (WBS). This system allows anyone to submit complaints regarding internal TelkomGroup problems. During 2023, we received some reports through Integrity Line, namely 184 complaints. From these reports, some 28 were deemed worthy of follow-up by the criteria and procedures set out in the WBS. Further details about this system can be found in our Annual Report.

Complaints Data Received by WBS

Description	Total			Remarks
	2023 (Deloitte)	2022 (Deloitte)	2021	
Total Complaints	59	44	36	Complaint received
Fulfill the requirements	28	26	0	Complaints feasible to be followed up
Follow-up:				
1. Closed	15	16	0	-
2. Additional data	10	9	0	-
3. Further studies according to the procedure	0	1	0	-

Remarks:
 - Total complaints in the Annual Report 2022 were 129 records consisting of 44 complaint records, as well as 85 records testing complaint channels and additional communications related to complaints.
 - In the Annual Report 2023, records of the results of testing the complaint channel and additional communications related to complaints are not counted in the number of complaints.

**SYSTEMIC RISK MANAGEMENT [201-2]
 [TC-TL-550a.1, TC-TL-550a.2]**

To minimize systemic risk, TelkomGroup continues to monitor technological and district disruption. The disruption we face is caused by natural conditions, such as damage to sea cable infrastructure due to volcanic eruptions and earthquakes in the sea. We also monitor disruption in fiber optic backbone systems from sailing activity, road excavation work, and vandalism, such as copper cable theft, ODC, BTS, and others.

Other causes of disruption come from the migration of new infrastructure/system, the integration process between different systems not running well, and the management of asset protection systems that could be more effective. In response to the impact of climate change on telecommunications infrastructure, TelkomGroup has conducted research that includes evaluating the financial implications of risks and opportunities that may arise due to climate change.

Throughout 2023, we faced 3,811 disruptions to the fiber optic network and 6 disruptions of the wet plant on the submarine cable communication system (SKKL). The following table presents data on fiber optic backbone and SKKL disruption for the past three years.

Fiber Optic Backbone and Submarine Cable Communication System Disruptions

Description	Total		
	2023	2022	2021
Fiber Optic Backbone	3,811	3,927	4,125
Submarine Cable Communication System			
1. Wet Plant*	6	19	7
2. Dry Plant**	-	4	-

Remarks:

* Wet plant = OSP (Out Side Plant) are components or devices in Submarine Cable Communication System (SKKL) in the waters/sea consisting of sea optic fiber cable, repeater, equalizer, and branching unit.

** Dry plant = ISP (In Side Plant) are components or devices in Submarine Cable Communication System (SKKL) in the waters/sea consisting of optic fiber cable, SLTE, DWDM, PFE, and others.

SERVICE CONTINUITY SOLUTION IN CASE OF DISRUPTION [TC-TL-550a.2]

Our commitment to provide the best experience to customer, one of which is manifested in management of service interruption. We have carried out some mitigation to prevent IT network/infrastructure disruption that have an impact on service interruption, namely:

1. Make risk transfer to insurance company.
2. Coordination with Asosiasi Kabel Laut Seluruh Indonesia (ASKALSI) and Badan Keamanan Laut (BAKAMLA) to secure Submarine Cable Communication System (SKKL).
3. Preparation of Disaster Recovery Plan and Crisis Management Team.
4. Increasing coordination and monitoring of third party work.
5. Coordination with law enforcement official for operation at a crime-prone location and conduct an environmental development program.
6. Improve maintenance and improvement of asset protection system (Hydrant, Fire Protection System, APAR, CCTV).
7. Ensure that backup system function according to standard.

NETWORK EXPANSION AND TELECOMMUNICATIONS ACCESS [203-1]

Telkom continues to focus on efforts to build equitable telecommunications infrastructure, especially in 3T areas, to provide inclusive digital solutions for all levels of society. In its spirit of transformation, Telkom introduces digital services and focuses on increasing people's digital literacy to create a comprehensive digital ecosystem. Confidence in the role of digital technology in accelerating economic recovery has encouraged Telkom to expand its digital connectivity throughout the archipelago. Fiber optic network infrastructure reaching 171,654 km, or four times the earth's circumference, has become a concrete step for Telkom. This support is supported by 2 satellites with a total capacity of 109 transponders, which can reach remote areas. This connectivity provides equal opportunities for people in the regions to develop businesses and obtain services that support daily life.

In addition, Telkom continues to support digital inclusion by expanding its telecommunications infrastructure, both domestically and internationally. In 2023, Telin launch the **Telin Next Gen Platform (TNeX)** to meet global market demand for fast, adaptable, safe, and reliable connectivity. Telin has a vital role in building a global infrastructure that connects data centers in Indonesia to the global network via the SKKL.

SUSTAINABILITY PERFORMANCE

PREVENTION OF CONSUMER-RELATED SOCIAL RISKS

Today's society tends to rely on the internet to communicate, use electronic mail (e-mail), and interact on social networks because it is more effective and efficient. However, easy digital access also carries certain risks that need to be considered, such as digital addiction, exposure to uneducative content, and negative impacts on mental health. Telkom pays attention to the consequences of internet use for society and continues campaigning for healthier internet use. TelkomGroup actively blocks internet content related to gambling, pornography, hate speech, fraud, copyright violations, normalization of violence, as well as content that is not in line with Indonesian moral values through the Positive Internet Program. Apart from that, Telkom also provides parental control facilities on the IndiHomeTV service to give control to families in limiting the shows or content they access.

PRIVACY PROTECTION AND DATA SECURITY

Telkom is committed to continuously improving the cyber security and safety of customers, internal companies, suppliers, and business partners' data. In 2023, Telkom established an additional new organization, namely the Telkom Data Protection sub-department as stated in the Company Regulations regarding the Organization of the Corporate Secretary Department dated December 28, 2023 which were ratified by the President Director and Company Regulations regarding the Organization of the Corporate Secretary Sub-Department which were ratified by the Director of Human Capital Management. Throughout 2023, there were no data leakage incidents, and no sanctions, fines or legal processes related to customer privacy. [418-1][TC-TL-220a.3, TC-TL-230a.1]

POLICIES AND PRACTICES REGARDING DATA PRIVACY AND SECURITY

[TC-TL-220a.1, TC-TL-230a.2]

Telkom ensures compliance with external regulations and internal company policies established through Data Governance led by the Director of NITS (Network and IT Solution) which is regulated by the Company.

Some important policies on data privacy and security:

1. Regulation of the Board of Directors Number PD.404.00/r.00/HK200/COP-CO300000/2022 Year 2022 regarding Guidelines and General Policies of IT Governance which adopt COBIT 2019 IT Governance Framework.
2. Regulation of the Director of Number PD.406.00/r.00/HK.200/COP-D3000000/2018 year 2018 regarding Information Security Governance which adopts the ISO/IEC 27001:2013 Information Security Management System.
3. Regulation of the Board of Directors Number PR.404.03/r.01/HK.270/COP-D0031000/2022 year 2022 regarding Data Security Governance (Data Governance) which adopts the DAMA-DMBOK 2nd Edition Data Governance Framework.
4. Regulation of the Director of Network & IT Solution PR 146/r.00/COP-D003100/2018 year 2018 regarding Information System Access Control Management Standard.
5. Regulation of the Director of Network & IT Solution S/ NITS-ITSG.1/20 regarding TelkomGroup Application Security Verification Standard.
6. Standards derived from related company regulations, such as IT service process standard, information system access control management standard, information system acquisition process standard, and data control standard.

PART/ 03.

Telkomsel has also implemented policies related to privacy protection and customer data security with the following policies:

1. Resolution of the Board of Directors of the Company Number: 007/12.01/PD-00/IV/2018 regarding Information Security Management Policy.
2. Resolution of the Board of Directors of the Company Number: 008/06.01/PD-00/V/2020 regarding Company Data Policy.
3. Resolution of the Board of Directors of the Company Number: 022/TC01/PD-00/V/2006 regarding Implementation of Information Technology Business Processes Based on Framework of Information Technology Infrastructure Library (ITIL FRAMEWORK).
4. IT Management Charter Document Number: ITSM/M02, Document Issue Date: September 25, 2014.

Customers in the retail segment can access information related to privacy policies via the official website at <https://www.telkomsel.com/en/privacy-policy> or contact customer service via email at cs@telkomsel.co.id or telephone number 188.

DATA GOVERNANCE SYSTEM

The mechanism for implementing data governance in the TelkomGroup environment is a series of activities related to the planning, use, control, protection, and destruction of data assets to be used effectively as material for analysis and decision-making within the TelkomGroup scope. The flow and exchange of confidential data and information, including but not limited to personal data, is carried out with prior approval from the Company's DG and TelkomGroup's DG Council. As a guarantee of the protection of Personal Data, the Chief of Technology Officer determines the appointment of a Data Owner as an Official responsible for the use of data/assets within the Directorate in accordance with his authority. This mechanism involves several aspects, such as consent (including consent from the owner of Personal Data), data architecture, metadata, data control, data quality, cryptography, data access control, and audit trail management, which functions as a guarantee of data protection in data processing activities and maintaining integrity when data in use.

IndiHome customers can find information regarding privacy terms and conditions on the website <https://indihome.co.id/terms-and-conditions#> or contact customer service via the email address customer-care@telkom.co.id or telephone number 147. Digital product customers other TelkomGroups can also find information regarding privacy terms and conditions on their respective product websites.

Monetization Using Customer Personal Data

Telkom ensures the legal use of data and asks for customers' permission or approval (consent) before using their data. This effort ensures that any use of customer personal data is in accordance with applicable provisions in data protection regulations. Telkom is committed to deleting data from customers who have not subscribed after a specified period and not collecting personal data from third parties unless required by law. The minimum period for deleting data refers to the Company's internal regulations, namely the 2022 TelkomGroup Data Operations Management Standards, with provisions for data deletion and retention minimum 3 (three) months in accordance with Government Regulation No. 52 Year 2000 regarding Telecommunications Management.

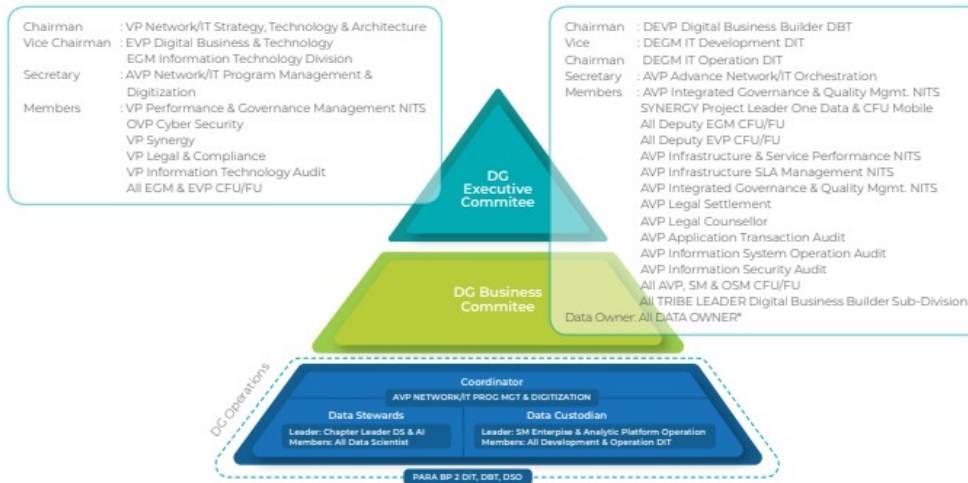


SUSTAINABILITY PERFORMANCE

TelkomGroup Data Governance Organization



Telkom Data Governance Committee (Parent)



*according to CTO designation

Apart from this approach, Telkom also implements outreach activities and increases awareness regarding the importance of data governance. This is done through a series of outreach programs carried out periodically. By 2023, around 500 employees have received sharing expert insight on data privacy and security as well as outreach, training, and certification activities related to data management, data security, and privacy through training institutions managed by the company.

Internal Audit carries out routine controls/audits of the data governance system throughout all TelkomGroup entities. This Audit assesses compliance with established standards and evaluates the overall performance of the implemented data governance. Telkom also carries out a Governance Maturity Level Data Assessment to help companies determine steps/goals for carrying out the development process and determining optimization.

CUSTOMER DATA MANAGEMENT FOR SECONDARY PURPOSES [\[TC-TL-220a.4, TC-TL-230a.2\]](#)

In accordance with Law No. 27 of 2022 regarding Personal Data Protection, TelkomGroup implements data processing practices, including data acquisition, processing/analysis, storage, repair/update, dissemination/disclosure and data destruction activities. Telkom does not rent, sell, or provide personal data to third parties for secondary purposes unless approved by the customer or required for legal purposes in accordance with applicable laws and regulations. Handling this practice is in accordance with established internal regulations, such as Director of Finance & Risk Management.

Telkom Group implements data processing practices, including data acquisition, processing/analysis, storage, repair/update, dissemination/disclosure, and data destruction activities following Law No. 27 Year 2022 regarding Personal Data Protection. Customers will be asked for their consent (consent) by products/services that deal directly with customers to obtain legal consent for processing personal data. Furthermore, consent to use customers' personal data will be stored in the Telkom system that manages consent. Telkom, as a Data Controller, ensures that the consent given by customers includes processing by third parties only to improve service quality and provide the best products/services to customers and the wider community. Third parties, such as data processors, have the same responsibilities as data controllers outlined in cooperation contracts to guarantee compliance with personal data protection in personal data processing activities.

So far, in 2023, there were 25 requests from various law enforcement officials in Indonesia tracking the use of IP addresses, call data records and customer data. Apart from law enforcement, there were more than 50 requests from third parties for monetization needs and consulting on Telkom's business development with guaranteed confidentiality of personal data and confidential company data. Every guarantee of confidentiality is carried out through signing a Corporate & Personal non-disclosure agreement (NDA) in accordance with Data Governance policies and Data Control Standards.

FACING CYBER SECURITY

The rise in cyber threats has become a central focal point in corporate awareness. To deal with the complexity of existing threats, preventive steps have been developed, which involve identifying and mapping potential risks that could arise in the future. These risks include various factors such as a lack of awareness and attention from stakeholders towards information security, the motives behind cyber attacks that vary from seeking financial gain to reputational sabotage efforts by competitors, as well as weaknesses that may emerge in the technology supply chain, which can pose significant security vulnerabilities.

The company has taken several mitigation steps to overcome these challenges. First, they increased stakeholders' awareness of the urgency and importance of information security in every aspect of company operations. Other preventive measures involve regular evaluation of existing vulnerabilities, periodic penetration tests, and routine daily security checks of a company's IT infrastructure. Apart from that, recommendations were also prepared based on information security management as part of risk mitigation efforts. Close and intensive coordination with related institutions in handling cyber security, such as the National Crypto Cyber Agency, is also carried out routinely.

Not only that, Telkom has also developed a Cyber Security Operation Center (CSOC), which functions as a center for continuous monitoring, detection, and response to information security incidents, operating 24 hours a day, seven days a week. CSOC is designed to anticipate and respond quickly and effectively to various cyber security problems to provide maximum protection and prevent incidents that could disrupt the company's smooth operations.

SUSTAINABILITY PERFORMANCE

INCREASED EMPLOYEE AWARENESS OF CYBER SECURITY THREATS

Telkom has a security awareness program that regularly runs every month and covers various topics. Security awareness is conveyed through internal company media through posters, banners, podcasts, quizzes, webinars, comic strips, and motion videos. Security awareness program materials are reviewed periodically every year by the relevant units so that employees can understand and implement the messages conveyed.

Every year, Mandatory Cyber Security Training is carried out through the digital learning platform, which all Telkom employees must participate in, as well as information security training, which is mandatory for new employees.

CYBERSECURITY GOVERNANCE

By policy:

1. PD.406.00/r.00/HK.200/COP-D3000000/2018 406/2018 regarding Information Security Governance
2. PR Director NITS No. 146/r.00/COP-D003100/2018 Information System Access Control Standard
3. Regulation of Director NITS No. 5/ NITS-ITSG.1/20 regarding Application Security verification standards

Establishment of a Cyber Security Unit at BoD-1 level in the NITS – OVP Cyber Security directorate and its organization in accordance with PR.202.40/r.20/HK200/COP-A2000000/2021, which consists of Cyber Security Governance, Planning, Program & Risk Management sub-units, Cyber Security Services, Cyber Security Operation Centre and Cyber Security Engineering.

INFORMATION SECURITY VIOLATION

During 2023, Telkom faced threats to servers. Even though it does not threaten or disrupt operations, we still require constant vigilance and monitoring of our information security systems.

QUALITY AND QUALIFICATION OF PERSONNEL INFORMATION SECURITY SYSTEM

Information security management system at TelkomGroup has been implemented and certified by SNI ISO/IEC 27001:2013. Information security management system certification is one of our efforts to strengthen the security of IT infrastructure from the risk of cyber attack. In addition, the personnel in charge of cyber security have also been certified. As many as 2.604 employees have been recorded as having at least one type of certification related to information security system.

These certifications, among others: :

1. Certified Ethical Hacker (CEH)
2. Certified Ethical Hacker Practical (CEH Practical)
3. Computer Hacking Forensic Investigator (CHFI)
4. Certified Information System Auditor (CISA)
5. Certified Information Security Manager (CISM)
6. Certified Data Center Specialist (CDCS)
7. Certified Data Center Professional (CDCP)
8. Certified Digital Transformation Professional (CDTP)
9. Certified Information System Security Professional (CISSP)
10. Cisco Certified CCNA Cyber Ops
11. Cisco Certified CCNA Security
12. Certified Risk Management Officer (CRMO)
13. CompTIA CySA+ Cybersecurity Analyst (CySA+)
14. COBIT 2019 Foundation (COBIT 2019)
15. EC-Council Certified Incident Handler (ECIH)
16. EC-Council Certified Security Analyst (ECSA)
17. GIAC Certified Forensic Analyst (GCFA)
18. ITIL 4 Foundation (ITIL 4)
19. Offensive Security Certified Professional (OSCP)
20. Certified Risk Management Officer (CRMO)

Frequency of Cyber Threats

Description	Total		
	2023	2022	2021
Brute Force Attack to Network Element (attempts)	366,732	9,579	125,949
Longest Duration in DDoS Attacks (minutes)	1,818	6,779	841
Largest Volume Used in DDoS Attacks (Gbps)	199.1	210.7	299.7
Defacement	-	-	-

Remark:

- Brute Force Attack : Process of finding a solution by continuously trying many possible variants of information such as password, deciphered kes, etc., randomly.(reference:https://www.cybrary.it/glossary/d-the-glossary/distributed-denial-service-ddos/, https://www.cybrary.it/glossary/d-the-glossary/denial-of-service-attack/)
- DDoS Attack : Distributed Denial of Service technique, an attack on a network or a machine to make it available to other or important user, which uses multiple host to carry out the attack. (reference:https://www.cybrary.it/glossary/b-the-glossary/brute-force-attack/)
- Defacement : Alteration or destruction of a Web page or Web site by an unauthorized individual or process, usually a hacker.(reference:https://www.trendmicro.com/vinfo/us/security/definition/website-defacement)

The Company continues to commit to maintaining vigilance and security of information systems by increasing monitoring and prevention strategies to identify and quickly handle any potential threats to servers, and this is done to ensure system integrity and security are maintained.

CYBERSECURITY TESTING FOR VULNERABILITY OF CRITICAL SYSTEMS

The Company carries out cybersecurity testing of critical systems. The testing is carried out by running a vulnerability assessment and penetration test. Testing is carried out periodically, quarterly, or semesterly. Apart from being carried out internally by the Company, third parties also conduct testing to ensure the objectivity of cyber security test results.

SUSTAINABLE ECONOMIC VALUE CREATION

Throughout 2023, TelkomGroup recorded positive operational and financial performance. TelkomGroup's revenue reached Rp149,216 billion, experiencing an of 1.3% from the previous year, namely Rp147,306 billion. Compared with the RKAP target, business income reached 95.6% of the set target. From the revenue account minus the cost accounts, TelkomGroup managed to record a net profit of Rp24,560 billion, experiencing an increase of 18.3% compared to last year, which was recorded at Rp20,753 billion. This year's net profit reached 95.3% of the RKAP target.

Generated and Distributed Economic Value [201-1]

Description	2023	2022	2021
	Rp billion		
Income	149,216	147,306	143,210
Net profit	24,560	20,753	24,760
Contribution to Country*	42,217	43,098	49,894
Payment to Investor**	7,954	7,118	7,974
Payment to Creditor	40,071	48,368	48,166
Payment to Supplier and Partner***	53,679	45,559	44,811
Payment to Employee	13,833	13,195	13,660

Remarks:

- * Dividend contribution for 2023 uses the dividend figure for the 2021 Annual General Meeting of Shareholders which held in 2023. The numbers for 2022 and 2021 are restated using the approach as above and as an improvement to the numbers in the 2022 Sustainability Report which are recorded at 44,007 for 2022 and 48,963 for 2021.
- ** Payment to investor include dividend on public shares of the previous financial year paid out for that year.
- *** Payment to supplier and partner for direct and indirect operational cost

SUSTAINABILITY PERFORMANCE

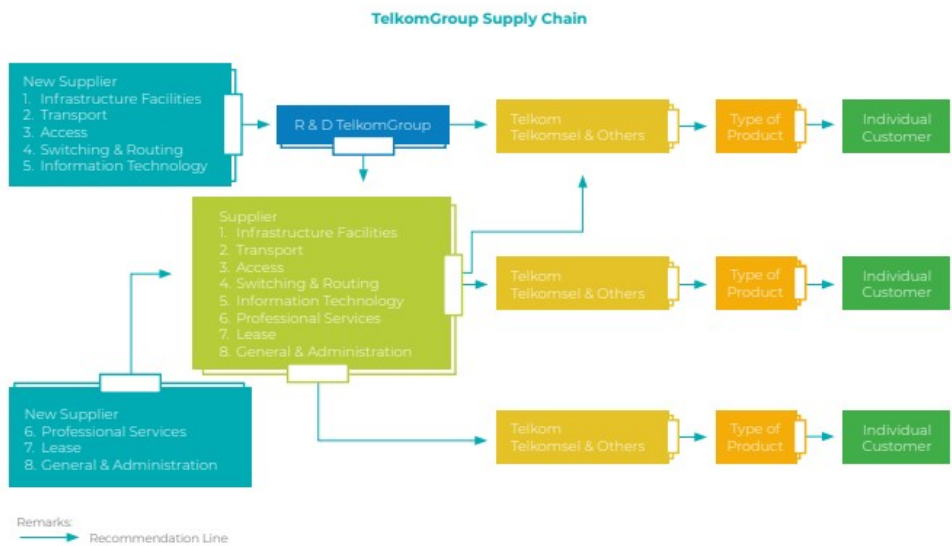
From generated economic value 2023, we record economic value distributed to stakeholder involved in TelkomGroup's value chain. Our tax payment to the government in 2023 amount to Rp22,850 billion. Realization of salary, benefit, and expenses for employee training amounted to Rp13,833 billion.

Meanwhile, expenditures for suppliers and partners, including local parties, were recorded at Rp23,447 billion. Apart from being in the form of a community engagement and development program, Telkom's communication and broadband network has helped the

community a lot to communicate in working, teaching-learning, and other activities that can provide benefits in the form of a multiplier effect in the digital economy segment. The distribution of economic value to the community is realized through community involvement and development activities with a total value of Rp20 billion. Until now, TelkomGroup has never received an unfavorable report or report of a conflict and potential conflict with the public that is critically related to the impact of product, service, and business processes that are carried out.

RESPONSIBLE SUPPLY CHAIN [2-6]

One of the ethical business practices is realized from fair and transparent supply chain management. TelkomGroup also carries out supply chain management referring to the Procurement Implementation Guidelines. Each partner must sign an Integrity Pact containing a statement not to be involved in corrupt practices, price collusion, and conflicts of interest during each procurement process.



We have implemented e-procurement through the SMILE application. The selection stage includes assessing the Quality, Cost, Delivery, and Service (QCDS) aspects. This policy is under Regulation of the Director of Finance and Risk Management regarding Supplier Management Guidelines, which regulates supplier evaluation by considering Quality, Cost, Delivery, and Service (QCDS) aspects. Apart from that, we also assess the ESG aspects of potential partners. We pay special attention to the policies and compliance of prospective partners in fulfilling integrity and socio-environmental elements, such as implementing a code of ethics, respecting human rights, implementing occupational safety and health (K3), and environmental management systems.

After establishing cooperation, Telkom evaluates supplier performance to ensure that a good, sustainable cooperative relationship is established and provides optimal benefits for both parties. The assessment process includes mandatory and optional aspects. This performance evaluation is a mitigation step against potential risks and aims to ensure no fraud or irregularities in the supply chain. The results of this evaluation will determine the risk level of working partners. If the risk is high, we will monitor and re-evaluate the work partner concerned.

In 2023, there was no blacklist action taken against partners who show poor performance based on evaluation results. We also note that no partner experienced termination of employment because they were deemed unable to complete their duties. On the other hand, by implementing the ESG aspect assessment in the TelkomGroup supply chain, we noted that no partners were involved in legal sanctions related to socio-environmental non-compliance.

LOCAL PARTY ENGAGEMENT [204-1]

The involvement of local parties, including local suppliers, can significantly contribute to supporting economic growth in Indonesia. Telkom is committed to prioritizing local suppliers in meeting the needs for procurement of goods and services and using components produced domestically. Local work partners or suppliers who are domiciled in Indonesia can support TelkomGroup's operations in various regions of the archipelago and help reduce environmental impacts, such as a lower carbon footprint compared to suppliers from abroad. Throughout 2023, Telkom collaborated with 99% or 730 local partners of the total 732 working partners, while foreign partners contribute 1%.

Domestic Component Level (TKDN)

As a State-Owned Enterprise (BUMN), TelkomGroup is committed to supporting increasing Domestic Content Levels (TKDN). However, in every procurement process carried out, the use of domestic products by TelkomGroup still considers the quality and economic financial aspects of the goods and services obtained. As of the end of 2023, TelkomGroup's TKDN achievement was recorded at around 37.66% of total Capital Expenditure (CAPEX) spending and 85.32% of total Operational Expenditure (OPEX) spending.



SUSTAINABILITY PERFORMANCE



PART/ 03.



04.

Appendices



SUSTAINABILITY PERFORMANCE

APPENDIX 1:
 MEMBERSHIP IN ASSOCIATION

No.	National	Member
1.	Masyarakat Telematika Indonesia (MASTEL)	Telkom, Telkomsat, TelkomMetra, Infomedia, AdMedika, Mitratel, Telkomsel
2.	Asosiasi Kliring Trafik Telekomunikasi (ASKITEL)	Telkom, Telkomsel
3.	Asosiasi Penyelenggara Jaringan Internet Indonesia (APJII)	Telkom, Telkomsat, TelkomMetra, Telkomsel
4.	Asosiasi Telekomunikasi Seluruh Indonesia (ATSI)	Telkom, Telkomsel
5.	Indonesia Telecommunication Users Group (IDTUG)	Telkom
6.	Asosiasi Penyelenggara Pengiriman Uang Indonesia (APPUI)	Telkom, Finnet, Telkomsel
7.	Asosiasi Sistem Pembayaran Indonesia (ASPI)	Telkom, Finnet, Telkomsel
8.	Asosiasi Penyelenggara SKKL Seluruh Indonesia (ASKALSI)	Telkom
9.	Indonesia Mobile Content Association (IMOCA)	Telkom
10.	Asosiasi Televisi Swasta Indonesia (ATVSI)	Telkom
11.	Asosiasi Satelit Indonesia (ASSI)	Telkom, Telkomsat
12.	Forum Komunikasi Satuan Pengawas Internal (FKSPI)	Telkom
13.	Asosiasi Gabungan Pelaksana Konstruksi Nasional Indonesia (GAPENSI)	Graha Sarana Duta, Telkomsat, Mitratel
14.	Keanggotaan Green Building Council Indonesia (GBCI)	Graha Sarana Duta
15.	Keanggotaan Persatuan Perusahaan Real Estate Indonesia (REI)	Graha Sarana Duta
16.	Asosiasi Gabungan Rekanan Konstruksi Indonesia (GARANSI)	Graha Sarana Duta
17.	Asosiasi Badan Usaha Jasa Pengamanan Indonesia (ABUJAPI)	Graha Sarana Duta
18.	Asosiasi Perusahaan Klining Servis Indonesia (APKLINDO)	Graha Sarana Duta
19.	Kamar Dagang dan Industri (KADIN)	Telkom, Graha Sarana Duta, Telkomsat, Infomedia, Nutech, AdMedika, Bosnet, Swadharma Sarana Informatika (SSI)
20.	Asosiasi Perawatan Bangunan Indonesia (APBI)	Graha Sarana Duta
21.	Asosiasi Kontraktor Ketenagalistrikan Indonesia (AKLINDO)	Graha Sarana Duta
22.	Asosiasi Pengelola Gedung Badan Usaha Milik Negara (APG BUMN)	Graha Sarana Duta
23.	Indonesia Cyber Security Forum (ICSF)	Telkom
24.	Asosiasi Inkubator Bisnis Indonesia (AIBI)	Indigo Creative Nation
25.	Asosiasi Perusahaan Nasional Telekomunikasi (APNATEL)	Telkom, Telkom Akses
26.	Asosiasi Perusahaan Teknik Mekanikal Elektrikal (APTEK)	Nutech, Swadharma Sarana Informatika (SSI)
27.	Asosiasi Perusahaan Pengadaan Komputer dan Telematik Indonesia (ASPEKMI)	Nutech, Infomedia, Swadharma Sarana Informatika (SSI), Telkomsat
28.	Asosiasi Pengusaha Indonesia (APINDO)	Infomedia
29.	Asosiasi Bisnis Alih Daya Indonesia (ABADI)	Infomedia
30.	Indonesia Contact Center Association (ICCA)	Infomedia
31.	Asosiasi Cloud Computing Indonesia	Telkomsigma
32.	Asosiasi Data Center Indonesia (IDPRO)	Telkomsigma
33.	Asosiasi PMOI (Project Management Office Professional Indonesia)	Telkomsigma
34.	Asosiasi Badan Usaha Jasa Pengamanan Indonesia (ABUJAPI)	Swadharma Sarana Informatika (SSI)
35.	Asosiasi Perusahaan Jasa Pengolahan Uang Tunai Indonesia (APJATIN)	Swadharma Sarana Informatika (SSI)
36.	Asosiasi Perusahaan dan Konsultan Telematika Indonesia (ASPEKTI)	Swadharma Sarana Informatika (SSI)

PART/ 03.

No.	National	Member
37.	Asosiasi Perusahaan Perdagangan Barang Distributor, Keagenan Dan Industri (ARDIN)	Swadharna Sarana Informatika (SSI), Telkomsat
38.	Asosiasi Fintech (AFTECH)	Finnet, Telkomsel
39.	Asosiasi E-Commerce Indonesia (idEA)	Finnet
40.	Ikatan Ahli Ekonomi Islam Indonesia (IAEI)	Telkom
41.	Masyarakat Ekonomi Syariah (MES)	Telkom
42.	BUMN Muda	Telkom
43.	Business 20 (B20)	Telkom
44.	Forum Human Capital Indonesia (FHCI)	Telkom
45.	Asosiasi Pengembang Menara Telekomunikasi (ASPIMTEL)	Mitratel
46.	Asosiasi IoT Indonesia (ASIIOTI)	Telkomsel
47.	Asosiasi Emiten Indonesia (AEI)	Telkom, Mitratel
48.	Himpunan Jasa Konstruksi Indonesia (HJKI)	Telkom Akses
49.	Ikatan Akuntan Indonesia (IAI)	Telkom
50.	Indonesia Corporate Secretary Association (ICSA)	Mitratel
51.	Cyber Defense Indonesia (CDEF ID)	Telkom, Telkomsel

No.	International	Peserta
1.	International Telecommunication Union (ITU)	Telkom
2.	International Telecommunications Satellite Organization (ITSO)	Telkom
3.	International Telecommunications Satellite (INTELSAT)	Telkom
4.	International Marine / Maritime Satellite (INMARSAT)	Telkom
5.	Asia Pacific Telecommunication (APT)	Telkom, Telkomsel
6.	Asia Pacific Economic Cooperation (APECTEL)	Telkom
7.	TM Forum	Telkom, Telkomsel
8.	ASEAN CIO Association (ACIOA)	Telkom
9.	Wireless Broadband Alliance (WBA)	Telkom
10.	The Institute of Certified Management Accountants	Telkom
11.	Asia-Pacific Satellite Communications Council (APSCC)	Telkomsat
12.	Asia Pacific Network Information Centre (APNIC)	Telkomsel
13.	Bridge Alliance	Telkomsel
14.	Global System for Mobile Communications Association (GSMA)	Telkomsel
15.	PMO Global Alliance (PMOGA)	Telkomsigma
16.	Pacific Telecommunications Council (PTC)	Telin
17.	Mobile Ecosystem Forum (MEF)	Telin
18.	International Cable Protection Committee (ICPC)	Telin
19.	The ITW Global Leader's Forum	Telin
20.	Information Systems Audit and Control Association (ISACA) Chapter Indonesia	Telkom
21.	Global Information Assurance Certification (GIAC) Advisory Board	Telkom
22.	International Information System Security Certification Consortium (ISC2)	Telkom
23.	International Association of Privacy Professionals (IAPP)	Telkom

SUSTAINABILITY PERFORMANCE

APPENDIX 2:
 GLOSSARY

Glossary	Descriptions
3P + 1L	Pay for Person (according to the required competencies), Pay for Position (according to the level of responsibility and accountability), Pay for Performance (according to performance in achieving targets), and Pay for Location (according to the city of work location).
Backbone	The main communication network consisting of transmission and switching facilities that connect several network access nodes. The transmission network between node and switching facilities includes microwaves, submarine cables, satellites, optical fibers, and other transmission technologies.
Bandwidth	The capacity of a communication link.
Broadband	Signaling methods that include or handle relatively wide frequency ranges (or bands).
BTS	Base Transceiver Station, equipment that transmits and receives radio telephony signals to and from other telecommunication systems.
CPE	Customer Premises Equipment is a handset, receiver, set-top box or other device used by customers of wireless, fixed or broadband telecommunications services, which are the property of certain network operators and are placed at the customer's location.
Cyberattack	A cyberattack is deliberate of the exploitation of computer systems, technology-dependent enterprises, and networks. Cyberattack use malicious code to alter computer code, logic or data, resulting in disruptive consequences that can compromise data and lead to cybercrimes, such as information and identity theft.
Cyber Security Operation Center	Center for monitoring, detecting, and implementing response to information security incidents.
Dry Plant	ISP (In Side Plant) is a component or device in the Submarine Communication Cable System (SCCS) located in the waters / sea consisting of fiber optic cable, SLTE, DWDM, PFE, etc.
e-Commerce	Electronic Commerce, the buying and selling of products or services over electronic systems such as the internet and other computer networks.
Eduvice	The program was launched as a form of commitment to reducing electronic waste (e-waste).
ESG	Environmental, Social, and Governance is a set of operational standards that refer to three main criteria (environmental, social, and governance) in measuring the sustainability and impact of an investment in a company.
Fiber Optic	Cables that use optical fiber and laser technology where the reflected light representing data is sent through thin glass filaments.
FTTx	Fiber to the "X" is a collective term used to describe a wide selection of broadband network architectures that use fiber optics. One example of this architecture is FTTH or fiber-to-the-home, which is a fiber optic network from an Internet Service Provider (ISP) to a home or business location.
Gbps	Gigabits per second is the average number of bits, characters, or blocks per unit of time that moves between devices in the data delivery system. Usually measured in units of bits per second or bytes per second.
GraPARI	Telkomsel customer service center.
GRI	Global Reporting Initiative is an organization that sets internationally accepted Sustainability Reporting standards.
GRI Standards	GRI Standards or Global Reporting Initiative Standards are the highest international standards in preparing sustainability reports that regulate the mechanism of content writing and material disclosure.
IDX	The Indonesia Stock Exchange is one of the institutions in the capital market formed through a merger between the Jakarta Stock Exchange and the Surabaya Stock Exchange.
IoT	The Internet of Things (IoT) is the network of devices, vehicles, and home appliances that contain electronics, software, actuators, and connectivity which allows those things to connect, interact and exchange data.

Glossary	Descriptions
ISO	The International Organization for Standardization (ISO) is an international standard setting body consisting of representatives from each country's national standardization bodies.
KPPU	The Business Competition Supervisory Commission or KPPU is an independent institution formed to oversee the implementation of Law No. 5 of 1999 regarding Prohibition of Monopolistic Practices and Unfair Business Competition.
LED	Light Emitting Diode is electronic components that can emit monochromatic light when forward voltage is applied.
Mbps	Megabits per second, a measure of speed for digital signal transmission expressed in millions of bits per second.
NPS	Net Promoter Score is a market research metric used by Telkom to find out the latest voice of customers, as input in improving customer experience. Thus, Telkom can ensure that the repairs are carried out correctly and customer satisfaction is well maintained.
NYSE	The New York Stock Exchange (otherwise known as the NYSE) is one of the stock exchanges in the United States where Telkom shares are listed, other than on the Indonesia Stock Exchange.
OJK	<i>Otoritas Jasa Keuangan</i> , or the Indonesian Financial Services Authority, the successor of Bapepam-LK, is an independent institution with authority to regulate and supervise financial services activities in the banking sector, capital market sector as well as non-bank financial industry sector.
OKR	An Objective and Key Results that is a framework in setting, communicating, executing and monitoring the achievement of effective and measurable targets/goals of an organization/ company.
PINS	PINS or PT PINS INDONESIA is a company engaged in the trading of Customer Premises Equipment (CPE) and is a subsidiary of Telkom with shares of 100%.
SASB	Sustainability Accounting Standards Board (SASB) provides sustainability accounting standards for use by publicly listed corporations in the U.S. in disclosing material sustainability issues for the benefit of investors and the public.
SCCS	Submarine Communication Cable Systems are cables stretched under the sea between stations built on land to deliver telecommunication signals through submarines.
SDG	The Sustainable Development Goals (SDGs) are 17 goals with 169 measurable achievements and deadlines set by the United Nations as the world development agenda for the benefit of humans and planet earth.
Service Assurance	Services that guarantee optimal product performance through meeting certain quality standards to meet customer satisfaction
Service Delivery	Services to fulfill customer needs in the form of products or solutions from Telkom accompanied by a guarantee of good delivery quality.
SIM Card	Subscriber Identity Module card is a stamp-sized smart card placed on a mobile phone that holds the key to the telecommunication service.
SLA	Service Level Agreement (SLA) which is an agreement between Telkom and customers regarding the level of service quality.
SMILE	Supply Management Information for Logistic Enhancement, an online web application (smile.telkom.co.id) for logistics management that provides solutions in managing work programs/projects in detail and easily.
SOE	State-Owned Enterprise, a government-owned corporation, state owned company, state-owned entity, state enterprise, publicly owned corporation, government business enterprise, or parastatal, a legal entity created by a government to undertake commercial activities on behalf of an owner government.
Switching	An electronic, electrical or mechanical device that opens or closes circuits, completes or stops electrical lines, or selects paths or circuits, used to direct traffic on telecommunications networks.
Wet plant	OSP (Out Side Plant) are components or devices in the Submarine Cable Communication System (SKKL) located in the waters/sea consisting of marine fiber optic cables, repeaters, equalizers, and branching units.

SUSTAINABILITY PERFORMANCE

APPENDIX 3:
 ABBREVIATION

Keyword	Description	Keyword	Description
3T	<i>Tertinggal, Terdepan, Terluar</i>	Eduvice	Electronic Device Donation for Education
AI	Artificial Intelligence	ESG	Environment, Social, and Governance
AKHLAK	<i>Amanah Kompeten Harmonis Loyal Adaptif Kolaboratif</i>	FWA	Flexible Working Arrangement
ASKALSI	<i>Asosiasi Kabel Laut Seluruh Indonesia</i>	Gbps	Giga byte per second
BBM	<i>Bahan Bakar Minyak</i>	GCG	Good Corporate Governance
BCMS	Business Continuity Management System	GIS	Geographic Information System
BLS	Basic Life Support	GJ	Gigajoule
BTS	Base Transceiver Station	GraPARI	Graha Pari Sraya
BUMN	<i>Badan Usaha Milik Negara</i>	GSD	<i>Graha Sarana Duta</i>
CBA	Competency & Behavior Appraisal	HAM	<i>Hak Asasi Manusia</i>
CDC	Community Development Center	HR	Human Resource
CDI	Customer Dissatisfaction Index	HSE	Health, Safety, and Environment
CID	Community Involvement Development	ICT	Information & Comunication Technology
CIQS	Cable Implementation Quality System	IDN	Indonesia Digital Network
CLI	Customer Loyalty Index	IDX	Indonesia Stock Exchange
CO ₂	Carbon Dioxide	IEC	International Electrotechnical Commission
CPE	Customer Premises Equipment	ILO	International Labor Organizational
CSI	Customer Satisfaction Index	IoT	Internet of Things
CSR	Customer Social Responsibility	ISMS	Information Security Management System
CSV	Creating Shared Value	ISO	International Organization for Standardization
DDoS	Distributed Denial of Service	ISP	In Side Plant
DaPen	<i>Dana Pensiun Telkom</i>	ITSMS	IT Service Management System
DNA	Device, Network, Application	KPPU	<i>Komisi Pengawasan Persaingan Usaha</i>
DPLK	Dana Pensiun Lembaga Keuangan		
DRUPS	Diesel Rotary Uninterruptible Power Supply		

PART/ 03.

Keyword	Description
LED	Light Emitting Diode
LTE	Long Term Evolution
Mbps	Mega bits per second
MSME	Micro Small Medium Enterprise
MTTR	Mean Time to Repair
NPS	Net Promoter Score
NYSE	New York Stock Exchange
OHSAS	Occupational Health and Safety Assessment Series
OJK	Otoritas Jasa Keuangan
OKR	Objective dan Key Result
OSH	Occupational Safety and Health
OSHMS	Occupational Safety and Health Management System
OSP	Out Side Plant
PAK	Penyakit Akibat Kerja
PD	Peraturan Direksi
PDAM	Perusahaan Daerah Air Minum
PDP	Perlindungan Data Pribadi
PKB	Perjanjian Kerja Bersama
POJK	Peraturan Otoritas Jasa Keuangan
PIPI	Program Pensiun Iuran Pasti
PPMP	Program Pensiun Manfaat Pasti
PR	Peraturan Perusahaan
PUE	Power Usage Effectiveness
QCDS	Quality, Cost, Delivery, dan Service
QMS	Quality Management System
RUPS	Rapat Umum Pemegang Saham

Keyword	Description
SASB	Sustainability Accounting Standards Board
SDGs	Sustainable Development Goals
SDM	Sumber Daya Manusia
SEKAR	Serikat Karyawan
SEPAKAT	Serikat Pekerja Telkomsel
SKATA	Serikat Karyawan Graha Sarana Duta
SKKL	Sistem Komunikasi Kabel Laut
SLA	Service Level Agreement
SLG	Service Level Guarantee
ABMS	Sistem Manajemen Anti Penyuaan
SMILE	Supply Management and Logistic Enhancement
SNI	Standar Nasional Indonesia
SOE	State-Owned Enterprise
SPIN	Serikat Pekerja Infomedia Nusantara
SPMD	Serikat Pekerja Metra Digital Media
TCU	Telkom Corporate University
TIQA	Telkom Integrated Quality Assurance
TJSL	Tanggung Jawab Sosial dan Lingkungan
TKDN	Tingkat Kandungan Dalam Negeri
SDG	Tujuan Pembangunan Berkelanjutan
UMP	Upah Minimum Provinsi
WBS	Whistleblowing System
WFO	Work From Office
YAKES	Yayasan Kesehatan

SUSTAINABILITY PERFORMANCE

APPENDIX 4:
 REFERENCE OF OJK REGULATION NO. 51/POJK.04/2017
 AND OJK CIRCULAR LETTER NO. 16/SEOJK.04/2021

No Index	Index Name	Page
Sustainability Strategy		
A.1	Elaboration on Sustainability Strategy	33-34
Summary of Sustainability Aspect Performance		
B.1	Economic Aspects	24
B.2	Environmental Aspects	24
B.3	Social Aspects	24-25
Company Profile		
C.1	Vision, Mission, and Values of Sustainability	20-21
C.2	Company's Address	16
C.3	Enterprise Scale	16-17, 22-23
C.4	Products, Services, and Business Activities	17
C.5	Membership in Association	29, Appendix
C.6	Significant Changes in Issuers and Public Companies	20
The Board of Directors' Explanation		
D.1	The Board of Directors' Explanation	10-13
Sustainability Governance		
E.1	Responsible for Implementing Sustainable Finance	32-33
E.2	Competency Development Related to Sustainable Finance	71
E.3	Risk Assessment of the Implementation of Sustainable Finance	38-39
E.4	Relations with Stakeholders	81
E.5	Problems with the Implementation of Sustainable Finance	38-39
Sustainability Performance		
F.1	Sustainable Culture Development Activities	50
Economic Performance		
F.2	Comparison of targets to performance of production, portfolio, financing targets or investments, revenue, as well as profit and loss	91
F.3	Comparison of target to performance of portfolio, financing target or investments in financial instruments or projects in line with the implementation of Sustainable Finance	-
Environmental Performance		
General Aspect		
F.4	Environmental Costs	-
Material Aspect		
F.5	Use of Environmentally Friendly Materials	50, 55-56
Energy Aspect		
F.6	Amount and Intensity of Energy Used	53-54
F.7	Efforts and Achievements of Energy Efficiency and Use of Renewable Energy	55

PART/ 03.

No Index	Index Name	Page
Water Aspect		
F.8	Water usage	57
Aspects of Biodiversity		
F.9	Impacts from Operational Areas that are Near or Located in Conservation Areas or Have Biodiversity	57
F.10	Biodiversity Conservation Efforts	57
Emission Aspect		
F.11	Total and Intensity of Emissions Generated by Type	56
F.12	Efforts and Achievements of Emission Reduction Made	50-53
Waste and Effluent Aspects		
F.13	Amount of Waste and Effluent Generated by Type	58-59
F.14	Waste and Effluent Management Mechanism	58-59
F.15	Occurring Spills (if any)	Irrelevant
Complaint Aspects Related to the Environment		
F.16	Number and Material of Environmental Complaints Received and Resolved	84
Social Performance		
F.17	Commitment to Provide Services on Equal Products and/or Services to Consumers	60-65
Employment Aspect		
F.18	Equal Employment Opportunity	67-68
F.19	Child Labor and Forced Labor	67
F.20	Regional Minimum Wage	69
F.21	Decent and Safe Work Environment	72-74
F.22	Employee Capability Training and Development	71-72
Community Aspect		
F.23	Impact of Operations on Surrounding Communities	76-77
F.24	Community Complaints	84
F.25	Corporate Social Responsibility (CSR)	76-79
Responsibility for Sustainable Product/Service Development		
F.26	Innovation and Development of Sustainable Financial Products/Services	Irrelevant
F.27	Products/Services That Have Been Evaluated for Safety for Customers	61
F.28	Product/Service Impact	84-91
F.29	Number of Product Recalls	58
F.30	Customer Satisfaction Survey on Sustainable Financial Products and/or Services	65
Others		
G.1	Written Verification from Independent Party (if any)	5
G.2	Feedback Sheet	108
G.3	Responses to Feedback on the Previous Year's Sustainability Report	5
G.4	List of Disclosures in Accordance with Financial Services Authority Regulation No. 51/POJK.03/2017 regarding the Implementation of Sustainable Finance for Financial Services Institutions, Issuers, and Public Companies	102-103

SUSTAINABILITY PERFORMANCE

APPENDIX 5: GRI STANDARD INDEX

Statement of Use : PT Telkom Indonesia (Persero) Tbk has reported the information cited in this GRI content index for the period January 1 to December 31, 2023 with reference to the GRI Standards.
 GRI 1 Used : GRI 1: Foundation 2021.

GRI Standard	Indicators	Disclosure	Location
GRI 2: General Disclosures 2021	2-1	Organizational details	16-17, 22-23
	2-2	Entities within the organization's sustainability reporting	4
	2-3	Reporting period, frequency and contact	4
	2-4	Restatements of information	
	2-5	External assurance	5
	2-6	Activities, value chain and other business relationships	22-23
	2-7	Employees	
	2-8	Workers who are not employees	
	2-9	Governance structure and composition	32-33
	2-10	Nomination and selection of the highest governance body	
	2-11	Chair of the highest governance body	32-33
	2-12	Role of the highest governance body in overseeing the management of impacts	32-33
	2-13	Delegation of responsibility for managing impacts	32-33
	2-14	Role of the highest governance body in sustainability reporting	5, 10-13, 32-33
	2-15	Conflicts of interest	80
	2-16	Communication of critical concerns	Annual Report
	2-17	Collective knowledge of the highest governance body	Annual Report
	2-18	Evaluation of the performance of the highest governance body	Annual Report
	2-19	Remuneration policies	Annual Report
	2-20	Process to determine remuneration	Annual Report
	2-21	Annual total compensation ratio	Annual Report
	2-22	Statement on sustainable development strategy	33-37
	2-23	Policy commitments	33-37, 41-46
	2-24	Embedding policy commitments	33-37
	2-25	Processes to remediate negative impacts	32-33, 38-39, 41-46
	2-26	Mechanisms for seeking advice and raising concerns	Annual Report
	2-27	Compliance with laws and regulations	33, 82-83
	2-28	Membership associations	29, Appendix
	2-29	Approach to stakeholder engagement	81
	2-30	Collective bargaining agreements	67

PART/ 03.

GRI Standard	Indicators	Disclosure	Location
GRI 3: Material Topics 2021	3-1	Process to determine material topics	34-35
	3-2	List of material topics	34-35
	3-3	Management of material topics	34-35, 41-46
GRI 201: Economic Performance 2016	201-1	Direct economic value generated and distributed	91-92
	201-2	Financial implications due to climate change	52, 84
	201-3	Defined benefit plan obligations and other retirement plans	70
GRI 203: Indirect Economic Impacts 2016	203-1	Infrastructure investment and services supported	85
	203-2	Significant indirect economic impact	76-77
GRI 204 : Procurement Practices 2016	204-1	Proportion of spending on local suppliers	93
GRI 205: Anti-corruption 2016	205-1	Operations assessed for risks related to corruption	83-84
	205-2	Communication and training about anti-corruption policies and procedures	83-84
	205-3	Confirmed incidents of corruption and actions taken	83-84
GRI 206: Anti-competitive Behavior 2016	206-1	Legal actions for anti-competitive behavior, anti-trust, and monopoly practices	83
GRI 302: Energy 2016	302-1	Energy consumption within the organization	53-54, 56
	302-2	Energy consumption outside of the organization	53-54
	302-3	Energy intensity	53-54
	302-4	Reduction of energy consumption	55-56
GRI 303: Water and Effluents 2018	303-5	Water consumption	57
GRI 305: Emissions 2016	305-1	Direct (Scope 1) GHG emissions	56
	305-2	Energy indirect (Scope 2) GHG emissions	56
	305-5	Reduction of GHG emissions	56
GRI 306: Waste 2020	306-2	Management of significant waste-related impacts	58
	306-3	Waste generated	58
GRI 401: Employment 2016	401-1	New employee hires and employee turnover	67
	401-2	Benefits provided to full-time employees that are not provided to temporary or part-time employees	69
	401-3	Maternity leave	69

SUSTAINABILITY PERFORMANCE

GRI Standard	Indicators	Disclosure	Location
GRI 403: Occupational Health and Safety 2018	403-1	Occupational health and safety management system	72
	403-2	Hazard identification, risk assessment, and incident investigation	73
	403-3	Occupational health service	74
	403-4	Worker participation, consultation, and communication on occupational health and safety	74
	403-5	Worker training on occupational health and safety	74
	403-6	Improvement in the quality of employees health	74
	403-7	Prevention and mitigation of occupational health and safety impacts linked by business relationships	73
	403-8	Workers covered by an occupational health and safety management system	72
	403-9	Work-related injuries	73
	403-10	Work-related ill health	73
GRI 404: Training and Education 2016	404-1	Average hours of training per year per employee	71
	404-2	Programs for upgrading employee skills and transition assistance programs	70-71, 74
	404-3	Percentage of employees receiving regular performance and career development reviews	69
GRI 405: Diversity and Equal Opportunity 2016	405-1	Diversity of governance bodies and employees	68
	405-2	Ratio of basic salary and remuneration of women to men	69
GRI 2016 Non- discrimination 2016	406-1	Incidents of discrimination and corrective actions taken	75
GRI 413: Local Communities 2016	413-1	Operations with local community engagement, impact assessments, and development programs	76-77
GRI 418: Customer Privacy 2016	418-1	Customer complaints related to customer privacy and loss of customer data	86

APPENDIX 6: SASB INDEX

Telecommunication Industry		
Code	Description	Page(s)
Activity Metric		
TC-TL-000.A	Number of wireless subscribers	60
TC-TL-000.B	Number of wireline subscribers	60
TC-TL-000.C	Number of broadband subscribers	60
TC-TL-000.D	Network traffic	22-23, 63
Environmental Footprint of Operations		
TC-TL-130a.1	Total energy consumed, percentage grid electricity, percentage renewable energy	56
Data Privacy		
TC-TL-220a.1	Description of policies and practices relating to behavioral advertising and customer privacy	86-87
TC-TL-220a.2	Number of customers whose information is used for secondary purposes	86-87
TC-TL-220a.3	Total amount of monetary losses as a result of legal proceedings associated with customer privacy	86
TC-TL-220a.4	Number of law enforcement requests for customer information, number of customers whose information was requested, percentage resulting in disclosure	89
Data Security		
TC-TL-230a.1	Number of data breaches, percentage involving personally identifiable information (PII) and number of customers affected	86
TC-TL-230a.2	Description of approach to identifying and addressing data security risk, including third-party cybersecurity standards	89
Product end-of-Life Management		
TC-TL-440a.1	Materials recovered through take back programs, percentage of recovered materials that are (a) reused, (b) recycled, and (c) landfilled	58
Competitive Behaviour & Open Internet		
TC-TL-520a.1	Total amount of monetary losses as a result of legal proceedings associated with anti-competitive behavior regulations	83
TC-TL-520a.2	Average actual sustained download speed of owned and commercially-associated content and non-associated content	62-63
TC-TL-520a.3	Description of risks and opportunities associated with net neutrality, paid peering, zero rating, and related practices	-
Managing Systemic Risks from Technology Disruption		
TC-TL-550a.1	System average interruption frequency and customer average interruption duration	84-85
TC-TL-550a.2	Discussion of systems to provide unimpeded service during service interruptions	84-85

FEEDBACK FORM OF PT TELKOM INDONESIA (PERSERO) TBK 2023 SUSTAINABILITY REPORT

Thank you for your willingness to read this 2023 Annual Report. As part of an effort to perfect the contents of the following year's reporting, we look forward to hearing from you by answering the questions below.

QUESTION

1. In your opinion, this Annual Report has provided useful information regarding various activities carried out by PT Telkom Indonesia (Persero) Tbk.

SS S RR TS STS

2. In your opinion, the material in this report including the data and information presented is easy to understand and understand.

SS S RR TS STS

3. In your opinion, the material in this report including the data and information presented is quite complete, covering all sustainability issues.

SS S RR TS STS

4. In your opinion, the material in this report including the data and information presented is reliable for decision-making.

SS S RR TS STS

Keterangan:

SA: Strongly Agree A: Agree OTA: On The Average D: Disagree SD: Strongly Disagree

5. In your opinion, what information has been submitted in this report and is felt to be useful?

a.
b.
c.

6. In your opinion, what information has been conveyed in this report and is felt to be of little use?

a.
b.
c.

7. In your opinion, what about the display of this report both from the contents, design and layout as well as photos included?

a.
b.
c.

8. In your opinion, what information is felt to be lacking and must be completed in the upcoming Annual Report?

a.
b.
c.

Your profile

Full name :

Age and Gender :Yo. M / F (cross the unnecessary ones)

Institution / Company :

Type of Institution / Company : Government Government Media
 NGO NGO Etc

Returning forms and other matters related to the 2023 Annual Report can be submitted to:

Investor Relations

The Telkom Hub, Telkom Landmark Tower Lantai 39
Jl. Jend. Gatot Subroto Kav. 52, Jakarta 12710
Tel : (6221) 521 5109
Fax : (6221) 522 0500
E-mail : investor@telkom.co.id
Website : www.telkom.co.id